

Design Data	
Commutation	Brushed
Direction of rotation	Bi-directional
Bearing type	A:Ball - B:Sleeve

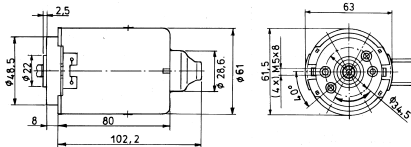
Performance data		
Rated voltage [V]	U_N	24
Nominal torque [Nm]	M_N	0.30
No-load speed [min^{-1}]	n_0	2,200.0
Nominal power [W]	P_N	53.2
Nominal current [A]	I_N	3.0
Nominal force [kN]	F_N	0.00
Duty cycle	s1	

Sensor data	
Pulses	0
Output channels	0


Other data	
Gear ratio	
Gear wheel material	
Suppression components	5 μ H, 10nF
Enclosure class	IP 30
Weight [kg]	0.890

Remarks:

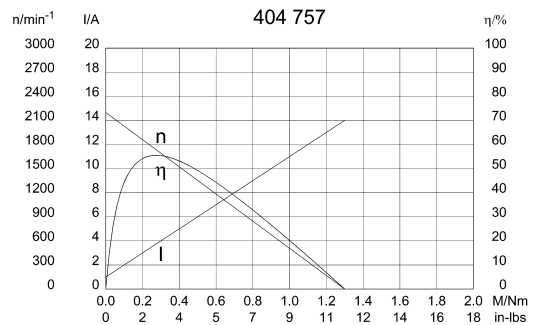
0272 A



Motor picture

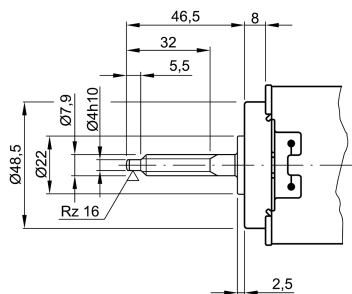


Characteristic curves



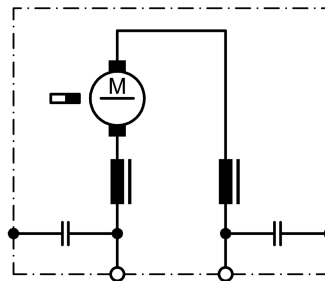
Output shaft drawing (W), Wiring diagrams (S) and Connector layout (K)

W 281

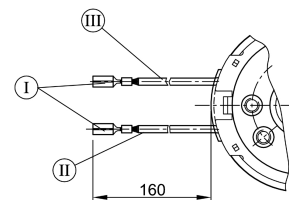


no of starts 2 , lead angle 19°48'54", pressure angle 15°, pitch 3,141 mm (0,124"), module 1

S 30



K 190



I Receptacles for tabs 2,8 x 0,8 DIN 46 247
 II black
 III red