



Magnetic, Tab & Bevel corner tracks

RS PRO

Series
_____ Pag 113

880-881

M6 Series
_____ Pag 116

M7 Series
_____ Pag 117

M10 Series
_____ Pag 118

M4 Series
_____ Pag 119

M1 Series
_____ Pag 120

M5 A/C/D Series
_____ Pag 121

M8 Series
_____ Pag 122

M42 Series
_____ Pag 123

M9 Series
_____ Pag 124

M43 Series
_____ Pag 125

M21A Series
K450 Pag 126

M22A Series
K450 Pag 127

M27 Series
K450 Pag 128

M61 Series
K750 Pag 129

M62/66/65 Series
K750 Pag 130

882-8857

M81 Series
K750 Pag 131

M85 Series
K750 Pag 132

M86 Series
K750 Pag 133

M80 Series
K750 Pag 134

M93/M94 Series
K1000 Pag 135

M97/M98 Series
K1200 Pag 136

LBP 882

MP861 Series
K750 Pag 137

MP931/MP941 Series
K1000 Pag 138

MP91 Series
K1000 Pag 139

MP971/MP981 Series
K1200 Pag 140

260 M

MB7 Series
_____ Pag 141

MB6 Series
_____ Pag 142

MB4 Series
_____ Pag 143

MB8 Series
_____ Pag 144

MB5D Series
_____ Pag 145

MB22 Series
K450 Pag 146

MB27 Series
K450 Pag 147

261 M

MC7 Series
_____ Pag 148

MC6 Series
_____ Pag 149

MC4 Series
_____ Pag 150

MC8 Series
_____ Pag 151

MCD5 Series
_____ Pag 152

MC22 Series
K450 Pag 153

MC27 Series
K450 Pag 154

520 M

MA7 Series
_____ Pag 155

MA6 Series
_____ Pag 156

MA4 Series
_____ Pag 157

MA8 Series
_____ Pag 158

MA42 Series
_____ Pag 159

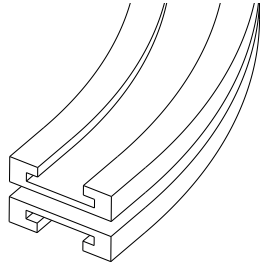
MA43 Series
_____ Pag 160

MA5D Series
_____ Pag 161

550 M

Series
_____ Pag 162

TAB Version



878-880-881 TAB-260 TAB

— Pag 163

882 TAB

— Pag 164

1873-1874 TAB

— Pag 165

1843 TAB

— Pag 166

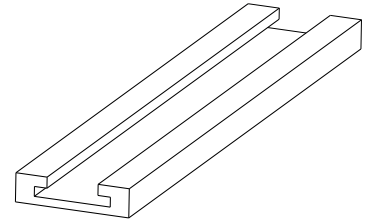
1701 TAB-1706 TAB

— Pag 167

880-881 B

— Pag 168

Straight track section



878-880-881 TAB

— Pag 169

882 TAB

— Pag 169

1873-1874 TAB


— Pag 170

1843 TAB

— Pag 170

1701 TAB-1706 TAB

— Pag 171



Movex RS PRO

SUPER RS MAGNETIC CURVE

New

Patented

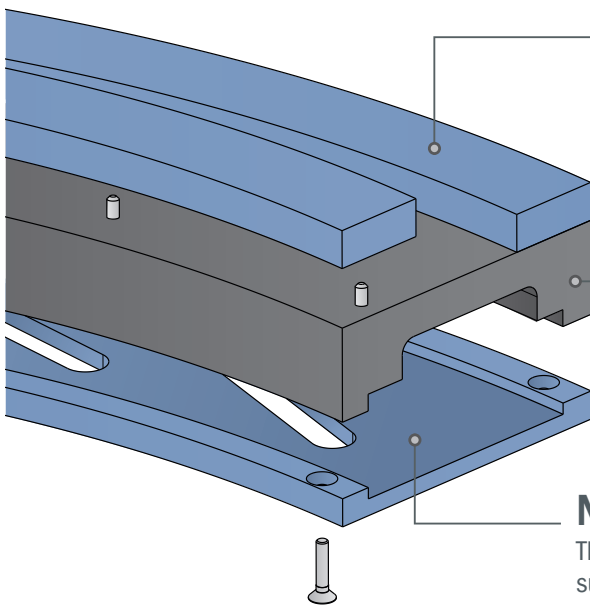

A new concept of Magnetic curve.

Movex® introduces a new concept of magnetic magnetic curves to offer improved conveyor performance.

RS PRO is a patented system that consists of machined, plastic curve tracks equipped with permanent magnets with a new curve-return concept. This concept with a special return section-plate provides a total support of the chain or belt in the return of the curve.

RS PRO is equipped with wear-strips in **BluLub**, which contributes to improved PV-properties compared to standard UHMW-PE curves especially in applications with limited lubrication, higher speeds and/or higher loads.

RS PRO curves equipped with **BluLub** wear-parts create the possibility to reduce the energy consumption due the lower friction which also improves the product stability and wear-life of chains and belts.



Wear strip *made in BluLub*

The new assembly system reduces the maintenance-time in case of replacement. **BluLub** material guarantees great performance especially in applications with limited use of lubricants, higher speeds and/or higher loads.

Return section

The return section of the **RS PRO** curve (made out of **UHMW-PE**) is designed to reduce the distance between chain and magnets; ensuring steady magnetic force and keeping the chain in the correct position.

New support plate *made in BluLub*

The new return-section plate made out of **BluLub**, creates a full support of the chain or belt in this return-section.

RS PRO patented curves can be used for both, chains as well as chain-belts. Depending on the installation of the return-section plate, the correct space is created in the return.

Basically, two executions in one design! *More info in the next page.*

Suitable for Chain-belts & Plastic chains:

RS PRO

Advantages:

- Lower Wear
- Lower Friction
- Easy to install
- Easy to maintain
- Longer wearlife of chain
- Lower Maintenance cost



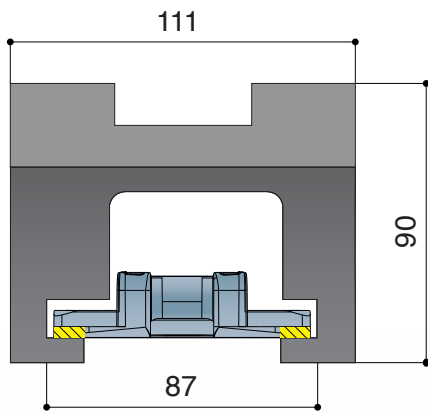
260 M



880 M

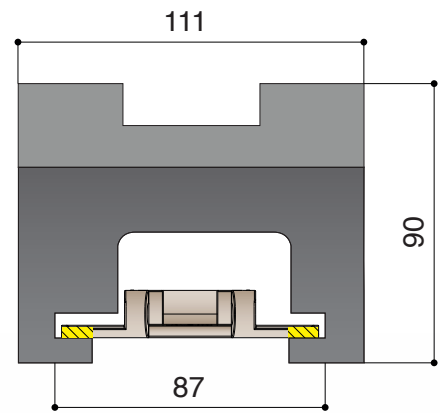


260 M

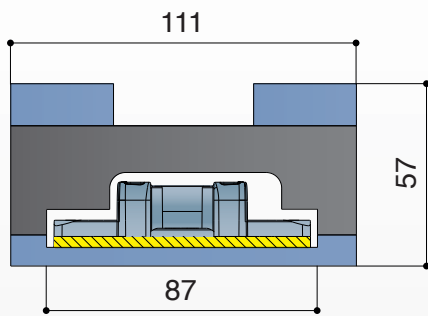


Standard CURVE

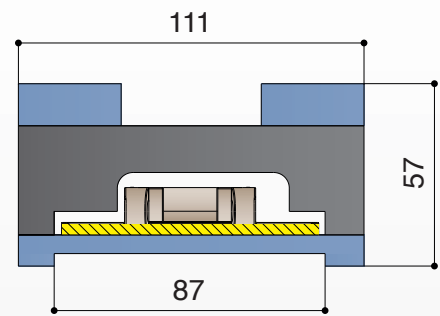
880 M



Standard CURVE

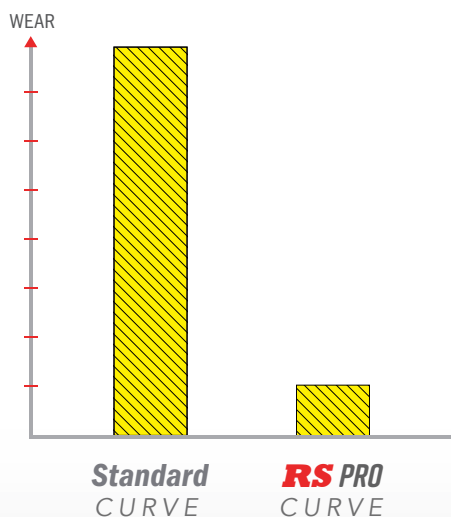


RS PRO CURVE
with **BluLub WEARSTRIPS**




RS PRO CURVE
with **BluLub WEARSTRIPS**

Wear test



RS PRO patented system provides the largest contact surface area between chain and curve, this improves the product stability specific after many hours of operation. Due the large contact area, the wear is optimum and equally divided with a minimum of force in the return-section.

Movex® RS PRO means longer wearlife of chain and curve, lower maintenance cost and better performance!



Chain used with
Standard CURVE



Chain used with
RS PRO CURVE

Materiale / Material / Materialien:
 Polietilene UHMW-PE / **BluLub**
 Polyethylene UHMW-PE / **BluLub**
 Polyäthylen UHMW-PE / **BluLub**

Curve magnetiche, Tab & Bevel / Magnetic, Tab & Bevel corner tracks / Kurvenführungen Magnet, Tab & Bevel Version

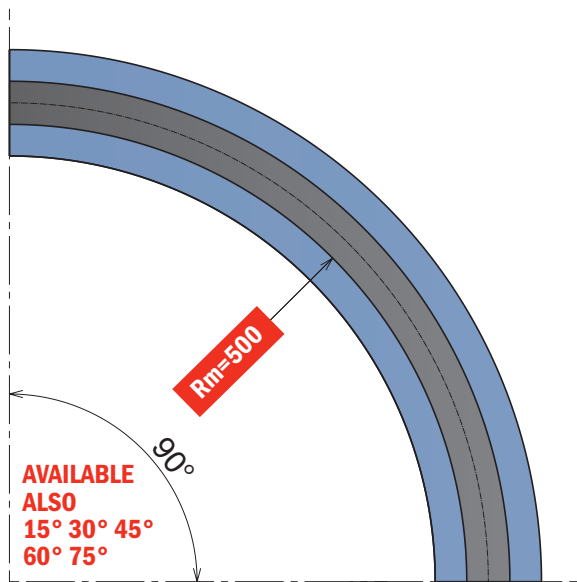
RS PRO

RS PRO


New

Chain Reference	879 M - K325	880 M - K325	880 M - K330	881 M - K325	881 M - K330	260 M - K330
-----------------	--------------	--------------	--------------	--------------	--------------	--------------

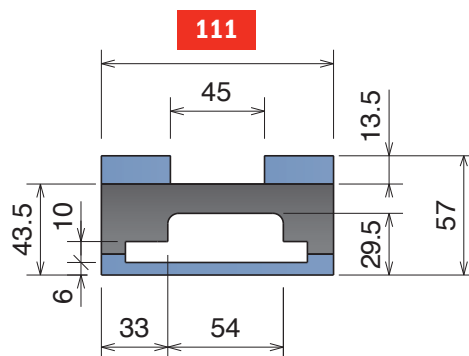
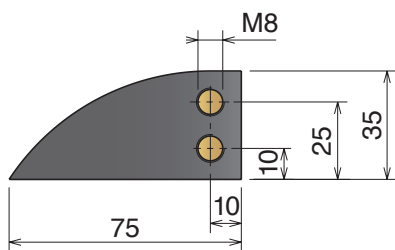
Curva Larghezza Base = 111 mm
 Curve Basic Width = 111 mm
 Kurve Basisbreite = 111 mm;



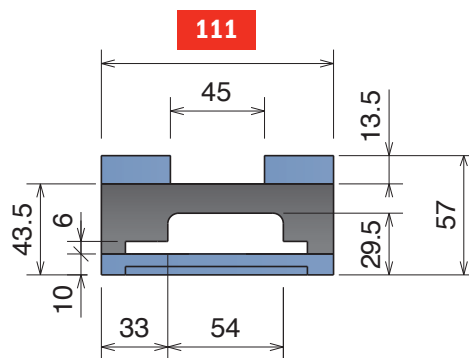
IN & OUT
 AVAILABLE ALSO
 125 mm - 100 mm - 50 mm



Available in
BluLub®



SINGLE TRACK for 260 M



SINGLE TRACK for 880 M

Magnetic System

Part	Article-Nr.	Tracks	W	Material
712	71211610RSPRO	1	111	



RS PRO
 CURVE

On request available
 with different radius.

880-881 M6 Series


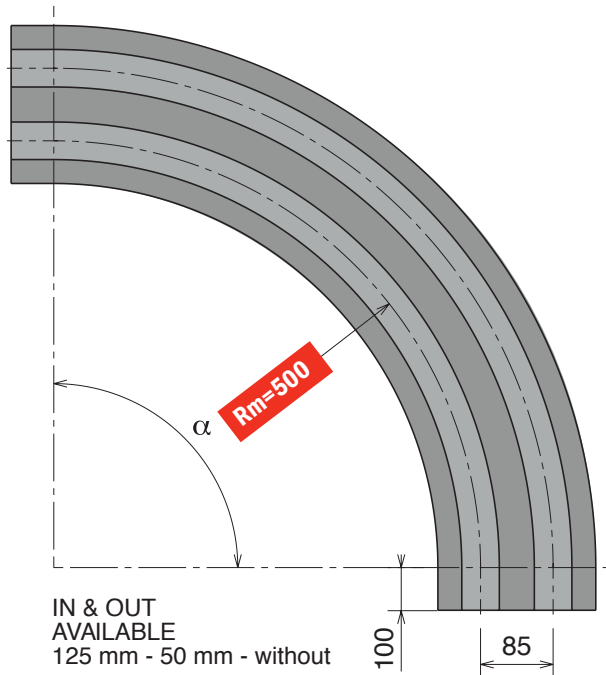
Curve magnetiche, Tab & Bevel / Magnetic, Tab & Bevel corner tracks / Kurvenführungen Magnet, Tab & Bevel Version

Materiale / Material / Materialien:
 Polietilene UHMW-PE
 Polyethylene UHMW-PE
 Polyäthylen UHMW-PE

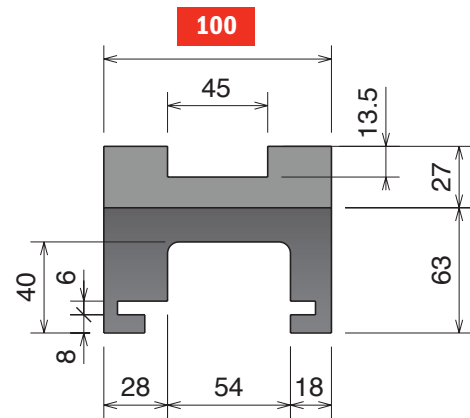
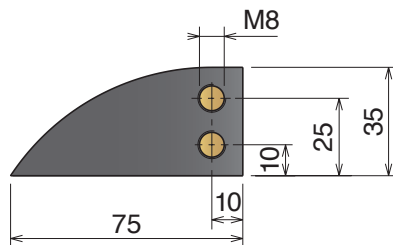
880-881 M6 Series

Chain Reference	879 M - K325	880 M - K325	880 M - K330	881 M - K325	881 M - K330
-----------------	--------------	--------------	--------------	--------------	--------------

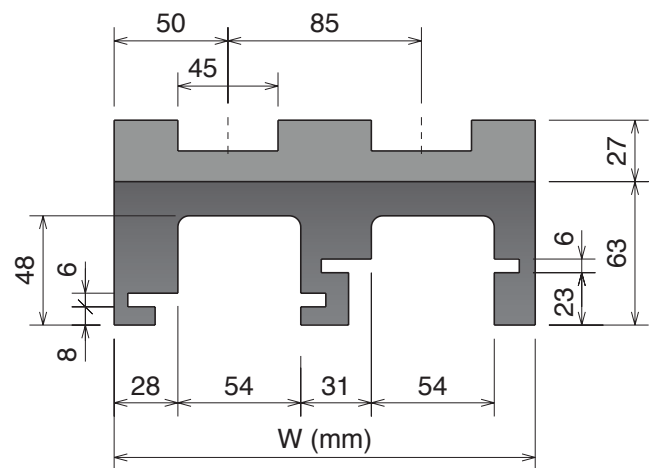
Curva Larghezza Base = 100 mm; Passo = 85 mm
 Curve Basic Width = 100 mm; Pitch = 85 mm
 Kurve Basisbreite = 100 mm; Teilung = 85 mm



Available in **BluLub**



SINGLE TRACK



MULTI TRACK

Upper part available, on request, also in **BluLub** and for abrasive applications.

Magnetic System

Part	α 15°	α 30°	α 45°	α 60°	α 75°	α 90°	Tracks	W	Material
701	70111114	70111214	70111314	70111414	70111514	70111614	1	100	Standard codes on table
701	70111124	70111224	70111324	70111424	70111524	70111624	2	185	
701	70111134	70111234	70111334	70111434	70111534	70111634	3	270	add "B" for BluLub
701	70111144	70111244	70111344	70111444	70111544	70111644	4	355	
701	70111154	70111254	70111354	70111454	70111554	70111654	5	440	add "C" for abrasive
701	70111164	70111264	70111364	70111464	70111564	70111664	6	525	
701	70111174	70111274	70111374	70111474	70111574	70111674	7	610	
701	70111184	70111284	70111384	70111484	70111584	70111684	8	695	

Part	α 15°	α 30°	α 45°	α 60°	α 75°	α 90°	Tracks	W	Material
701	70111114RS	70111214RS	70111314RS	70111414RS	70111514RS	70111614RS	1	100	RS add "RS" for RS-version
701	70111124RS	70111224RS	70111324RS	70111424RS	70111524RS	70111624RS	2	185	
701	70111134RS	70111234RS	70111334RS	70111434RS	70111534RS	70111634RS	3	270	
701	70111144RS	70111244RS	70111344RS	70111444RS	70111544RS	70111644RS	4	355	
701	70111154RS	70111254RS	70111354RS	70111454RS	70111554RS	70111654RS	5	440	
701	70111164RS	70111264RS	70111364RS	70111464RS	70111564RS	70111664RS	6	525	
701	70111174RS	70111274RS	70111374RS	70111474RS	70111574RS	70111674RS	7	610	
701	70111184RS	70111284RS	70111384RS	70111484RS	70111584RS	70111684RS	8	695	

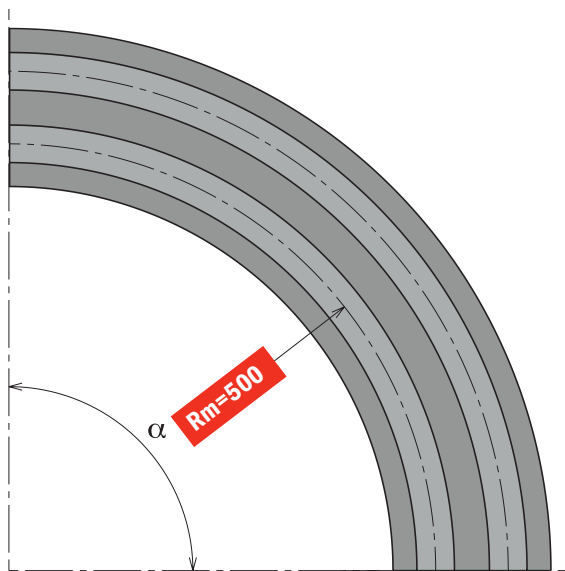
880-881 M7 Series

Chain Reference	879 M - K325	880 M - K325	880 M - K330	881 M - K325	881 M - K330
-----------------	--------------	--------------	--------------	--------------	--------------


Curva Larghezza Base = 100 mm; Passo = 85 mm

Curve Basic Width = 100 mm; Pitch = 85 mm

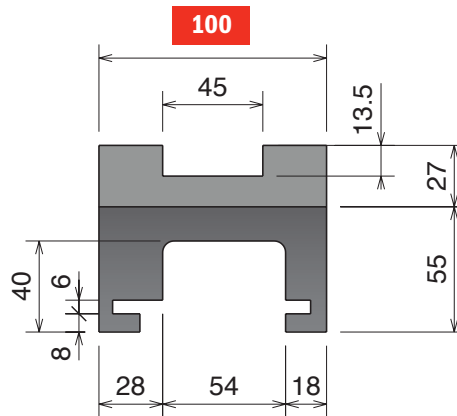
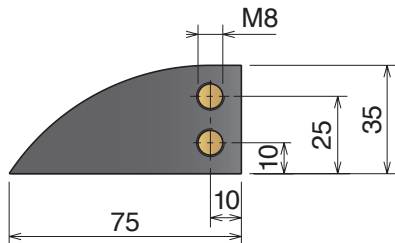
Kurve Basisbreite = 100 mm; Teilung = 85 mm



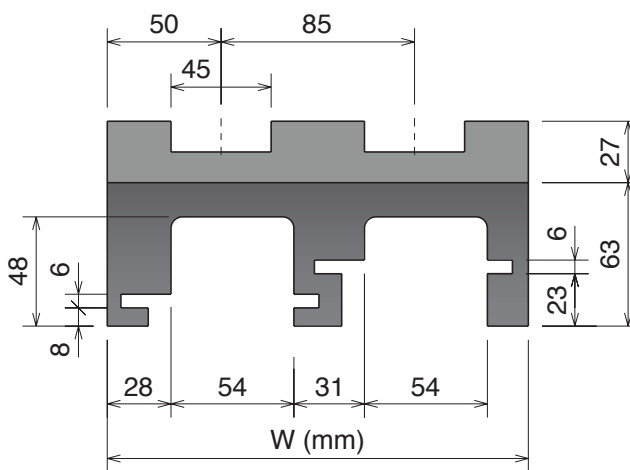
IN & OUT
 AVAILABLE ALSO
 125 mm - 100 mm - 50 mm



Available in
BluLub






SINGLE TRACK




MULTI TRACK

Magnetic System

Upper part available, on request,
 also in **BluLub**
 and for abrasive applications.

Part	α 15°	α 30°	α 45°	α 60°	α 75°	α 90°	Tracks	W	Material
701	70111110	70111210	70111310	70111410	70111510	70111610	1	100	 Standard codes on table  add "B" for BluLub  add "C" for abrasive
701	70111120	70111220	70111320	70111420	70111520	70111620	2	185	
701	70111130	70111230	70111330	70111430	70111530	70111630	3	270	
701	70111140	70111240	70111340	70111440	70111540	70111640	4	355	
701	70111150	70111250	70111350	70111450	70111550	70111650	5	440	
701	70111160	70111260	70111360	70111460	70111560	70111660	6	525	
701	70111170	70111270	70111370	70111470	70111570	70111670	7	610	
701	70111180	70111280	70111380	70111480	70111580	70111680	8	695	

Part	α 15°	α 30°	α 45°	α 60°	α 75°	α 90°	Tracks	W	Material
701	70111110RS	70111210RS	70111310RS	70111410RS	70111510RS	70111610RS	1	100	 RS add "RS" for RS-version
701	70111120RS	70111220RS	70111320RS	70111420RS	70111520RS	70111620RS	2	185	
701	70111130RS	70111230RS	70111330RS	70111430RS	70111530RS	70111630RS	3	270	
701	70111140RS	70111240RS	70111340RS	70111440RS	70111540RS	70111640RS	4	355	
701	70111150RS	70111250RS	70111350RS	70111450RS	70111550RS	70111650RS	5	440	
701	70111160RS	70111260RS	70111360RS	70111460RS	70111560RS	70111660RS	6	525	
701	70111170RS	70111270RS	70111370RS	70111470RS	70111570RS	70111670RS	7	610	
701	70111180RS	70111280RS	70111380RS	70111480RS	70111580RS	70111680RS	8	695	

880-881 M10 Series

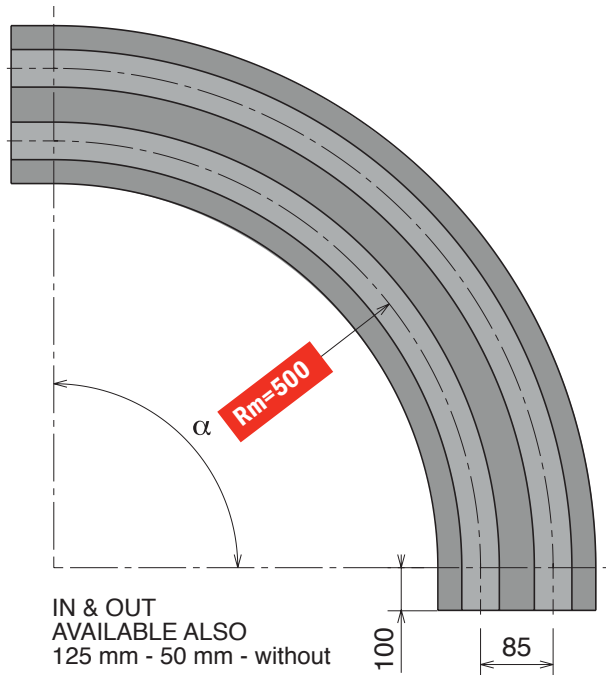
Curve magnetiche, Tab & Bevel / Magnetic, Tab & Bevel corner tracks / Kurvenführungen Magnet, Tab & Bevel Version

Materiale / Material / Materialien:
 Polietilene UHMW-PE
 Polyethylene UHMW-PE
 Polyäthylen UHMW-PE


880-881 M10 Series

Chain Reference	879 M - K325	880 M - K325	880 M - K330	881 M - K325	881 M - K330
-----------------	--------------	--------------	--------------	--------------	--------------

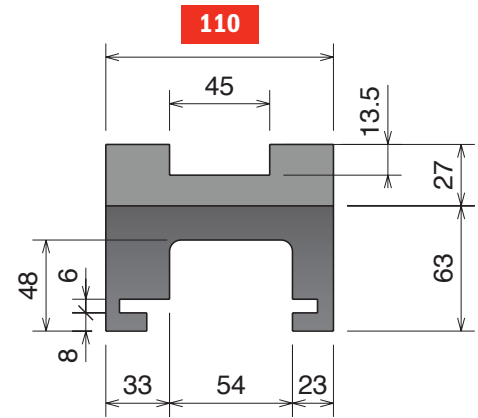
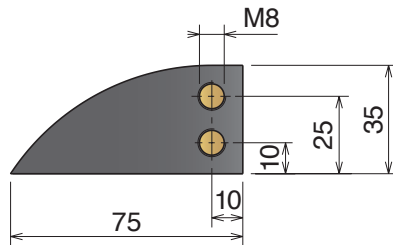
Curva Larghezza Base = 110 mm; Passo = 85 mm
 Curve Basic Width = 110 mm; Pitch = 85 mm
 Kurve Basisbreite = 110 mm; Teilung = 85 mm



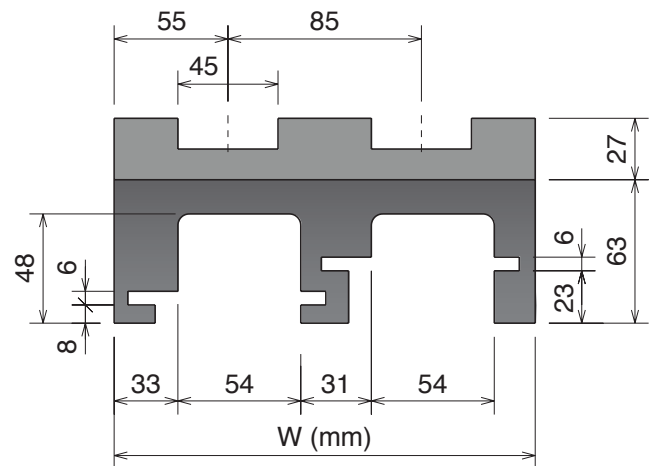
IN & OUT
 AVAILABLE ALSO
 125 mm - 50 mm - without



Available in
BluLub






SINGLE TRACK




MULTI TRACK

Magnetic System

Upper part available, on request,
 also in **BluLub**
 and for abrasive applications.

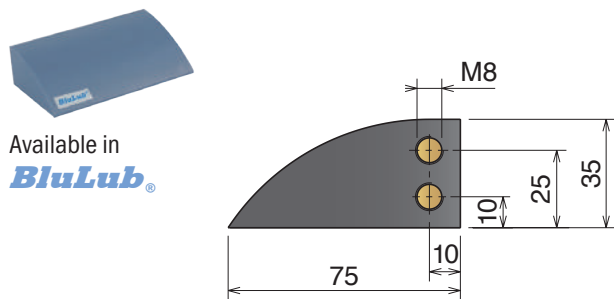
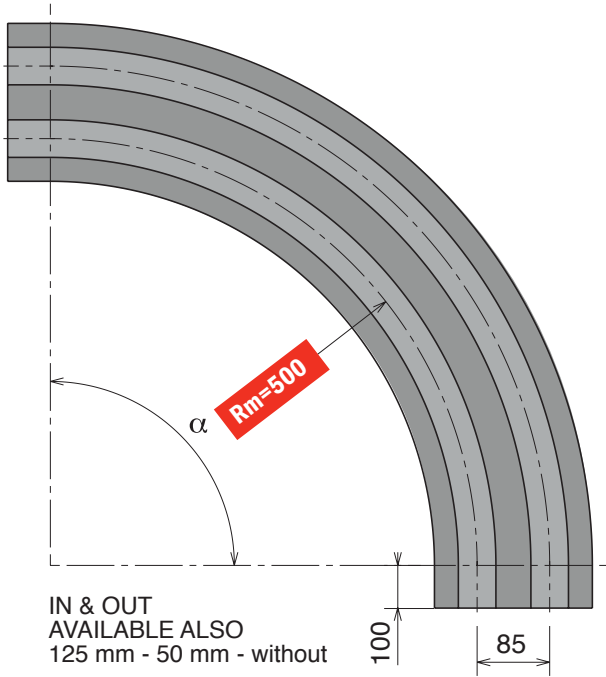
Part	α 15°	α 30°	α 45°	α 60°	α 75°	α 90°	Tracks	W	Material
711	71111114	71111214	71111314	71111414	71111514	71111614	1	110	 Standard codes on table  add " B " for BluLub  add " C " for abrasive
711	71111124	71111224	71111324	71111424	71111524	71111624	2	195	
711	71111134	71111234	71111334	71111434	71111534	71111634	3	280	
711	71111144	71111244	71111344	71111444	71111544	71111644	4	365	
711	71111154	71111254	71111354	71111454	71111554	71111654	5	450	
711	71111164	71111264	71111364	71111464	71111564	71111664	6	535	
711	71111174	71111274	71111374	71111474	71111574	71111674	7	620	
711	71111184	71111284	71111384	71111484	71111584	71111684	8	705	

Part	α 15°	α 30°	α 45°	α 60°	α 75°	α 90°	Tracks	W	Material
711	71111114RS	71111214RS	71111314RS	71111414RS	71111514RS	71111614RS	1	110	 RS add " RS " for RS-version
711	71111124RS	71111224RS	71111324RS	71111424RS	71111524RS	71111624RS	2	195	
711	71111134RS	71111234RS	71111334RS	71111434RS	71111534RS	71111634RS	3	280	
711	71111144RS	71111244RS	71111344RS	71111444RS	71111544RS	71111644RS	4	365	
711	71111154RS	71111254RS	71111354RS	71111454RS	71111554RS	71111654RS	5	450	
711	71111164RS	71111264RS	71111364RS	71111464RS	71111564RS	71111664RS	6	535	
711	71111174RS	71111274RS	71111374RS	71111474RS	71111574RS	71111674RS	7	620	
711	71111184RS	71111284RS	71111384RS	71111484RS	71111584RS	71111684RS	8	705	

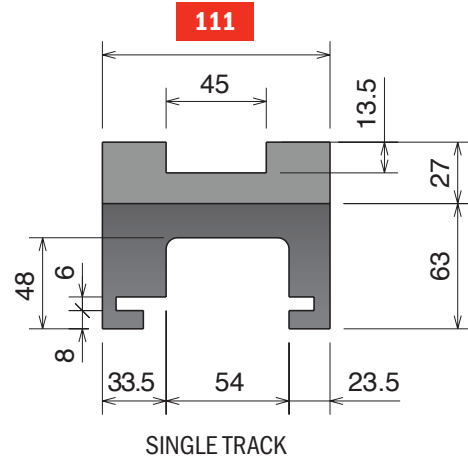
880-881 M4 Series

Chain Reference	879 M - K325	880 M - K325	880 M - K330	881 M - K325	881 M - K330
-----------------	--------------	--------------	--------------	--------------	--------------

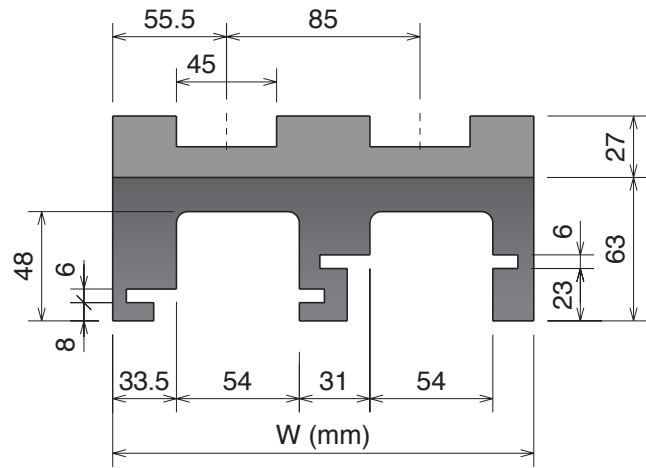
Curva Larghezza Base = 111 mm; Passo = 85 mm
 Curve Basic Width = 111 mm; Pitch = 85 mm
 Kurve Basisbreite = 111 mm; Teilung = 85 mm



Available in **BluLub®**






SINGLE TRACK




MULTI TRACK

Magnetic System

Upper part available, on request, also in **BluLub®** and for abrasive applications.

Part	$\alpha 15^\circ$	$\alpha 30^\circ$	$\alpha 45^\circ$	$\alpha 60^\circ$	$\alpha 75^\circ$	$\alpha 90^\circ$	Tracks	W	Material
712	71211114	71211214	71211314	71211414	71211514	71211614	1	111	 Standard codes on table  add "B" for BluLub®  add "C" for abrasive
712	71211124	71211224	71211324	71211424	71211524	71211624	2	196	
712	71211134	71211234	71211334	71211434	71211534	71211634	3	281	
712	71211144	71211244	71211344	71211444	71211544	71211644	4	366	
712	71211154	71211254	71211354	71211454	71211554	71211654	5	451	
712	71211164	71211264	71211364	71211464	71211564	71211664	6	536	
712	71211174	71211274	71211374	71211474	71211574	71211674	7	621	
712	71211184	71211284	71211384	71211484	71211584	71211684	8	706	

Part	$\alpha 15^\circ$	$\alpha 30^\circ$	$\alpha 45^\circ$	$\alpha 60^\circ$	$\alpha 75^\circ$	$\alpha 90^\circ$	Tracks	W	Material
712	71211114RS	71211214RS	71211314RS	71211414RS	71211514RS	71211614RS	1	111	 RS add "RS" for RS-version
712	71211124RS	71211224RS	71211324RS	71211424RS	71211524RS	71211624RS	2	196	
712	71211134RS	71211234RS	71211334RS	71211434RS	71211534RS	71211634RS	3	281	
712	71211144RS	71211244RS	71211344RS	71211444RS	71211544RS	71211644RS	4	366	
712	71211154RS	71211254RS	71211354RS	71211454RS	71211554RS	71211654RS	5	451	
712	71211164RS	71211264RS	71211364RS	71211464RS	71211564RS	71211664RS	6	536	
712	71211174RS	71211274RS	71211374RS	71211474RS	71211574RS	71211674RS	7	621	
712	71211184RS	71211284RS	71211384RS	71211484RS	71211584RS	71211684RS	8	706	

880-881 M1 Series

Curve magnetiche, Tab & Bevel / Magnetic, Tab & Bevel corner tracks / Kurvenführungen Magnet, Tab & Bevel Version

Materiale / Material / Materialien:
 Polietilene UHMW-PE
 Polyethylene UHMW-PE
 Polyäthylen UHMW-PE


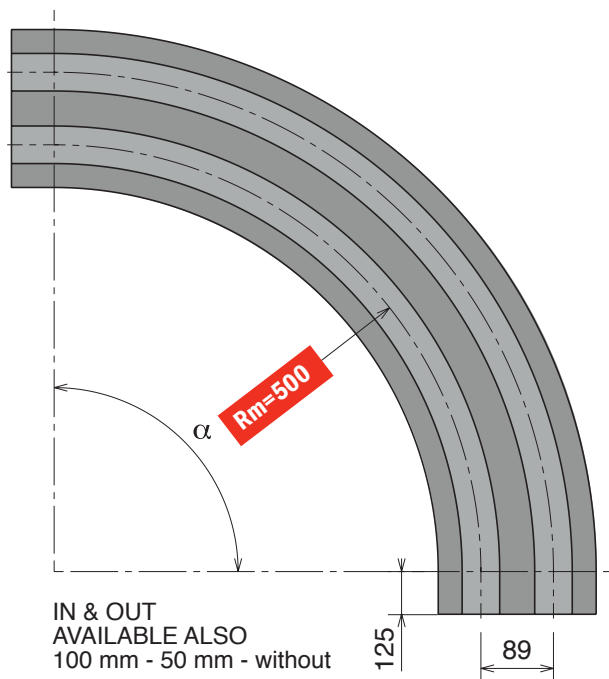
880-881 M1 Series

Chain Reference	879 M - K325	880 M - K325	880 M - K330	881 M - K325	881 M - K330
-----------------	--------------	--------------	--------------	--------------	--------------

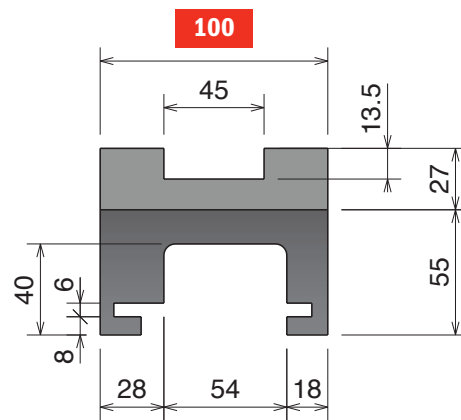
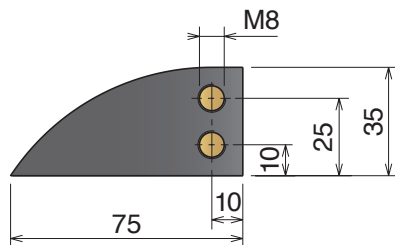
Curva Larghezza Base = 100 mm; Passo = 89 mm

Curve Basic Width = 100 mm; Pitch = 89 mm

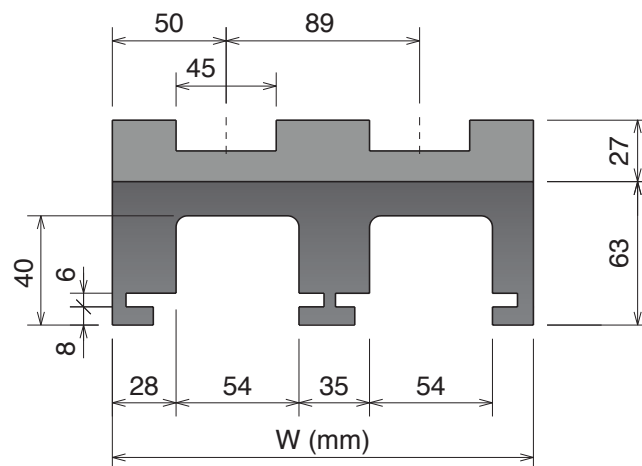
Kurve Basisbreite = 100 mm; Teilung = 89 mm



Available in **BluLub**



SINGLE TRACK



MULTI TRACK

Magnetic System

Upper part available, on request, also in **BluLub** and for abrasive applications.

Part	α 15°	α 30°	α 45°	α 60°	α 75°	α 90°	Tracks	W	Material	
730	73011115	73011215	73011315	73011415	73011515	73011615	1	100		Standard codes on table
730	73011125	73011225	73011325	73011425	73011525	73011625	2	189		
730	73011135	73011235	73011335	73011435	73011535	73011635	3	278		add "B" for BluLub
730	73011145	73011245	73011345	73011445	73011545	73011645	4	367		
730	73011155	73011255	73011355	73011455	73011555	73011655	5	456		add "C" for abrasive
730	73011165	73011265	73011365	73011465	73011565	73011665	6	545		
730	73011175	73011275	73011375	73011475	73011575	73011675	7	634		
730	73011185	73011285	73011385	73011485	73011585	73011685	8	723		

Part	α 15°	α 30°	α 45°	α 60°	α 75°	α 90°	Tracks	W	Material	
730	73011115RS	73011215RS	73011315RS	73011415RS	73011515RS	73011615RS	1	100		add "RS" for RS-version
730	73011125RS	73011225RS	73011325RS	73011425RS	73011525RS	73011625RS	2	189		
730	73011135RS	73011235RS	73011335RS	73011435RS	73011535RS	73011635RS	3	278		
730	73011145RS	73011245RS	73011345RS	73011445RS	73011545RS	73011645RS	4	367		
730	73011155RS	73011255RS	73011355RS	73011455RS	73011555RS	73011655RS	5	456		
730	73011165RS	73011265RS	73011365RS	73011465RS	73011565RS	73011665RS	6	545		
730	73011175RS	73011275RS	73011375RS	73011475RS	73011575RS	73011675RS	7	634		
730	73011185RS	73011285RS	73011385RS	73011485RS	73011585RS	73011685RS	8	723		

Curve magnetiche, Tab & Bevel / Magnetic, Tab & Bevel corner tracks / Kurvenführungen Magnet, Tab & Bevel Version

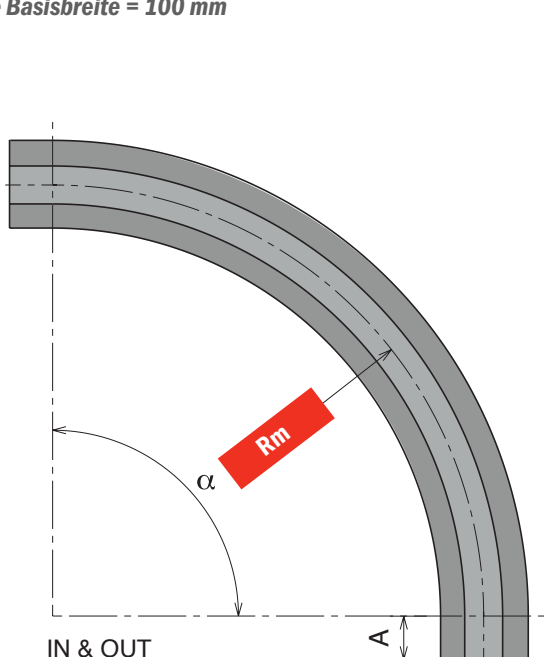
880-881 M5 A/C/D Series

Chain Reference	879 M - K325	880 M - K325	880 M - K330	881 M - K325	881 M - K330
-----------------	--------------	--------------	--------------	--------------	--------------


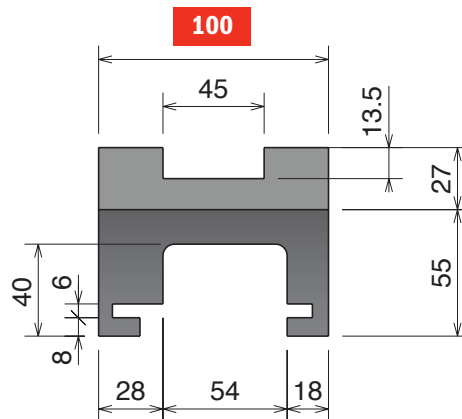
Curva Larghezza Base = 100 mm

Curve Basic Width = 100 mm

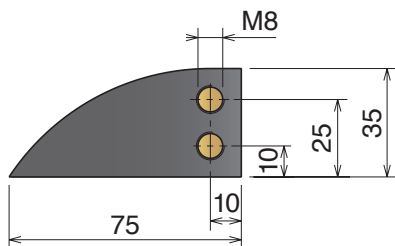
Kurve Basisbreite = 100 mm



IN & OUT
 AVAILABLE ALSO
 100 mm - 50 mm - without



Available in
BluLub®



Upper part available, on request,
 also in **BluLub®**
 and for abrasive applications.

Magnetic System

M5A Series - Rm 680

Part	α 15°	α 30°	α 45°	α 60°	α 75°	α 90°	Tracks	W	A
703	70315114	70315214	70315314	70315414	70315514	70315614	1	100	100
Material	Standard codes on table		add "B" for BluLub®		add "C" for abrasive		add "RS" for RS -version		

M5C Series - Rm 860

Part	α 15°	α 30°	α 45°	α 60°	α 75°	α 90°	Tracks	W	A
703	70318115	70318215	70318315	70318415	70318515	70318615	1	100	125
Material	Standard codes on table		add "B" for BluLub®		add "C" for abrasive		add "RS" for RS -version		

M5D Series - Rm 1000

Part	α 15°	α 30°	α 45°	α 60°	α 75°	α 90°	Tracks	W	A
703	70319110	70319210	70319310	70319410	70319510	70319610	1	100	0
Material	Standard codes on table		add "B" for BluLub®		add "C" for abrasive		add "RS" for RS -version		

880-881 M8 Series


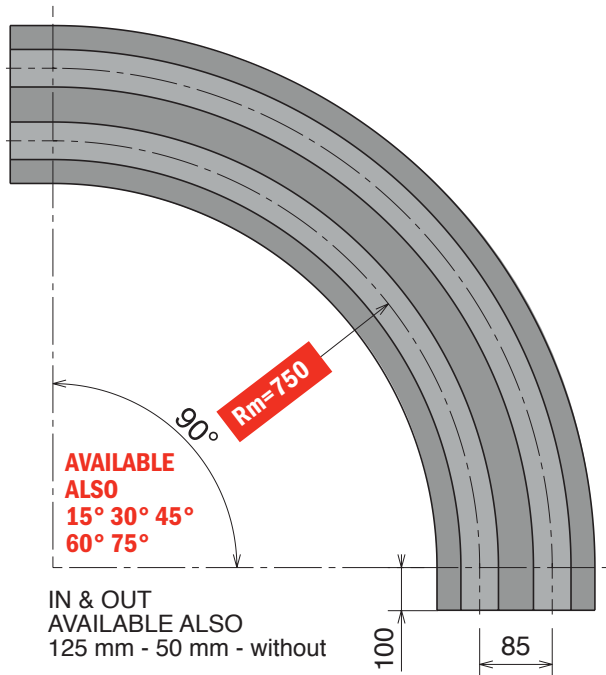
Curve magnetiche, Tab & Bevel / Magnetic, Tab & Bevel corner tracks / Kurvenführungen Magnet, Tab & Bevel Version

Materiale / Material / Materialien:
 Polietilene UHMW-PE
 Polyethylene UHMW-PE
 Polyäthylen UHMW-PE

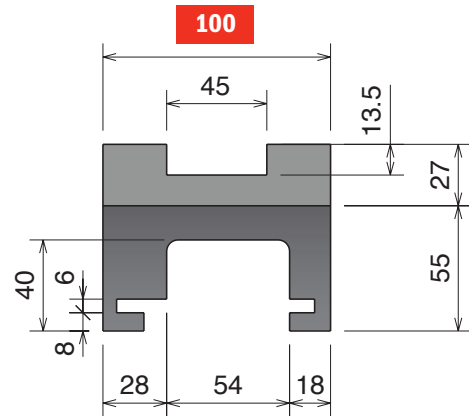
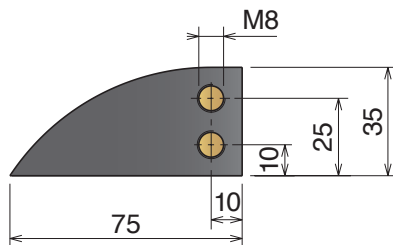
880-881 M8 Series

Chain Reference	879 M - K325	880 M - K325	880 M - K330	881 M - K325	881 M - K330
-----------------	--------------	--------------	--------------	--------------	--------------

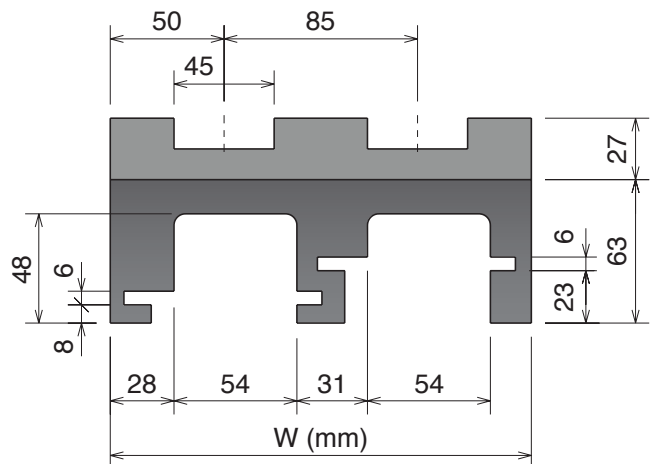
Curva Larghezza Base = 100 mm; Passo = 85 mm
 Curve Basic Width = 100 mm; Pitch = 85 mm
 Kurve Basisbreite = 100 mm; Teilung = 85 mm



Available in **BluLub®**



SINGLE TRACK



MULTI TRACK

Upper part available, on request, also in **BluLub®** and for abrasive applications.

Magnetic System

Part	Article-Nr.	Tracks	W	Material
702	70216614	1	100	Standard codes on table
702	70216624	2	185	
702	70216634	3	270	add "B" for BluLub®
702	70216644	4	355	
702	70216654	5	440	add "C" for abrasive
702	70216664	6	525	
702	70216674	7	610	
702	70216684	8	695	

Part	Article-Nr.	Tracks	W	Material
702	70216614RS	1	100	add "RS" for RS-version
702	70216624RS	2	185	
702	70216634RS	3	270	
702	70216644RS	4	355	
702	70216654RS	5	440	
702	70216664RS	6	525	
702	70216674RS	7	610	
702	70216684RS	8	695	


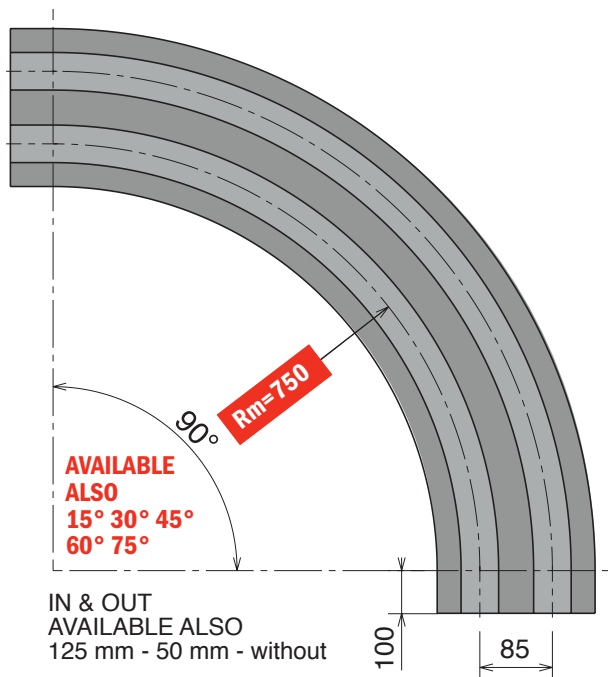
880-881 M42 Series

Chain Reference	879 M - K325	880 M - K325	880 M - K330	881 M - K325	881 M - K330
-----------------	--------------	--------------	--------------	--------------	--------------

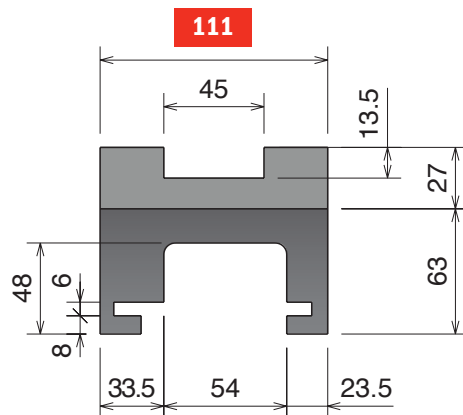
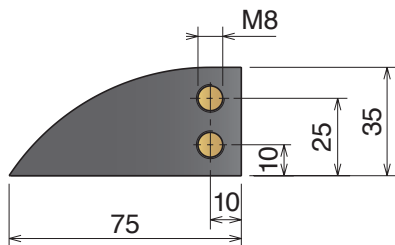
Curva Larghezza Base = 111 mm; Passo = 85 mm

Curve Basic Width = 111 mm; Pitch = 85 mm

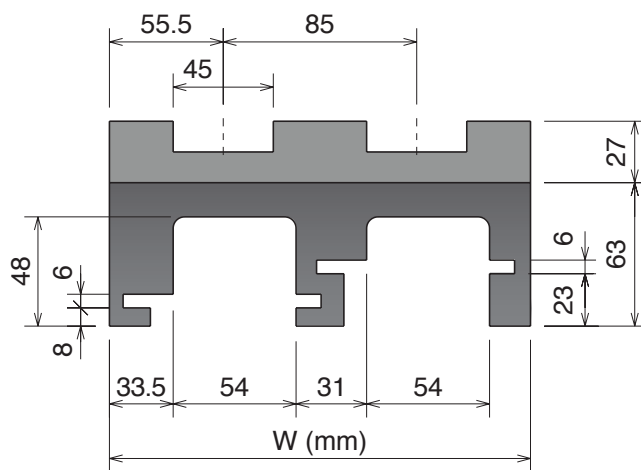
Kurve Basisbreite = 111 mm; Teilung = 85 mm



Available in **BluLub®**



SINGLE TRACK



MULTI TRACK

Magnetic System

Upper part available, on request, also in **BluLub®** and for abrasive applications.

Part	Article-Nr.	Tracks	W	Material
713	71316614	1	111	Standard codes on table
713	71316624	2	196	
713	71316634	3	281	add "B" for BluLub®
713	71316644	4	366	
713	71316654	5	451	add "C" for abrasive
713	71316664	6	536	
713	71316674	7	621	
713	71316684	8	706	

Part	Article-Nr.	Tracks	W	Material
713	71316614RS	1	111	add "RS" for RS-version
713	71316624RS	2	196	
713	71316634RS	3	281	
713	71316644RS	4	366	
713	71316654RS	5	451	
713	71316664RS	6	536	
713	71316674RS	7	621	
713	71316684RS	8	706	

880-881 M9 Series


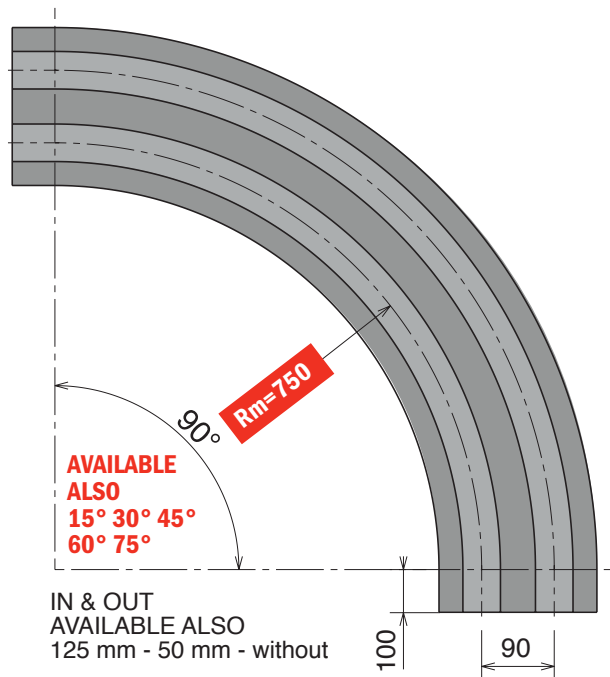
Curve magnetiche, Tab & Bevel / Magnetic, Tab & Bevel corner tracks / Kurvenführungen Magnet, Tab & Bevel Version

Materiale / Material / Materialien:
 Polietilene UHMW-PE
 Polyethylene UHMW-PE
 Polyäthylen UHMW-PE

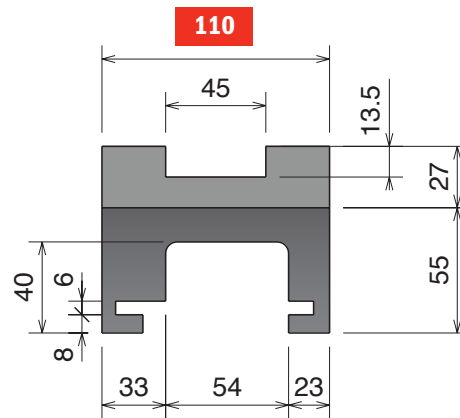
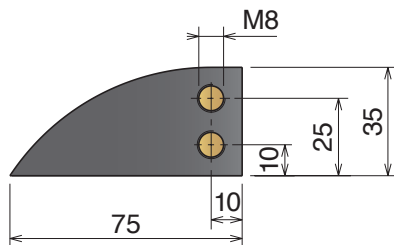
880-881 M9 Series

Chain Reference	879 M - K325	880 M - K325	880 M - K330	881 M - K325	881 M - K330
-----------------	--------------	--------------	--------------	--------------	--------------

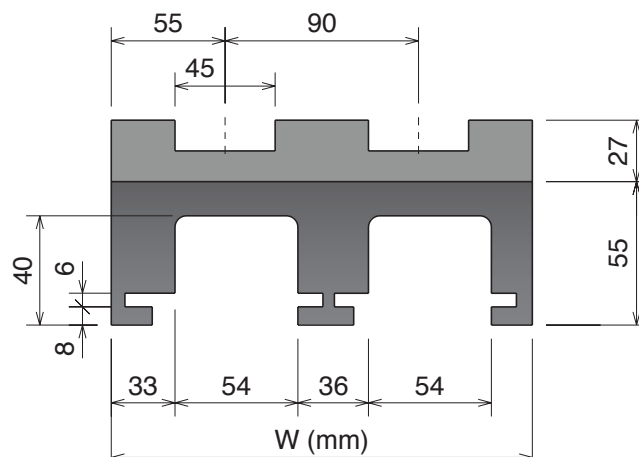
Curva Larghezza Base = 110 mm; Passo = 90 mm
 Curve Basic Width = 110 mm; Pitch = 90 mm
 Kurve Basisbreite = 110 mm; Teilung = 90 mm



Available in
BluLub®



SINGLE TRACK



MULTI TRACK

Upper part available, on request,
 also in **BluLub®**
 and for abrasive applications.

Magnetic System

Part	Article-Nr.	Tracks	W	Material
714	71416614	1	110	Standard codes on table
714	71416624	2	200	
714	71416634	3	290	add "B" for BluLub®
714	71416644	4	380	
714	71416654	5	470	add "C" for abrasive
714	71416664	6	560	
714	71416674	7	650	
714	71416684	8	740	

Part	Article-Nr.	Tracks	W	Material
714	71416614RS	1	110	add "RS" for RS-version
714	71416624RS	2	200	
714	71416634RS	3	290	
714	71416644RS	4	380	
714	71416654RS	5	470	
714	71416664RS	6	560	
714	71416674RS	7	650	
714	71416684RS	8	740	


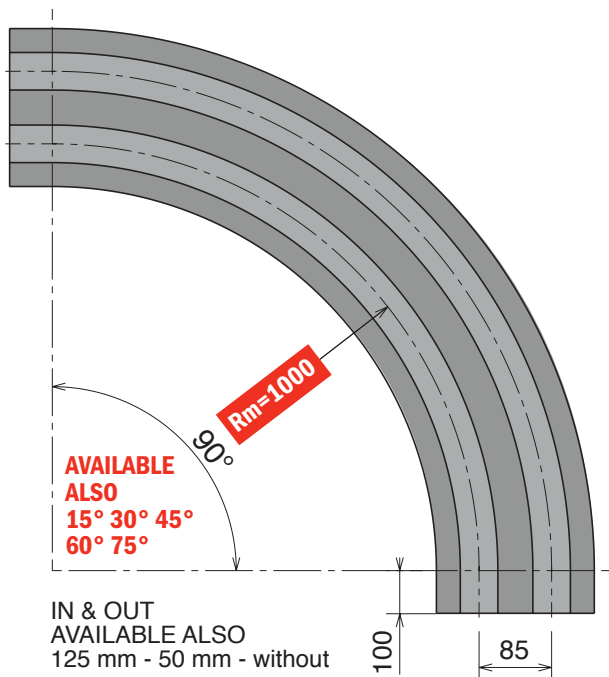
880-881 M43 Series

Chain Reference	879 M - K325	880 M - K325	880 M - K330	881 M - K325	881 M - K330
-----------------	--------------	--------------	--------------	--------------	--------------

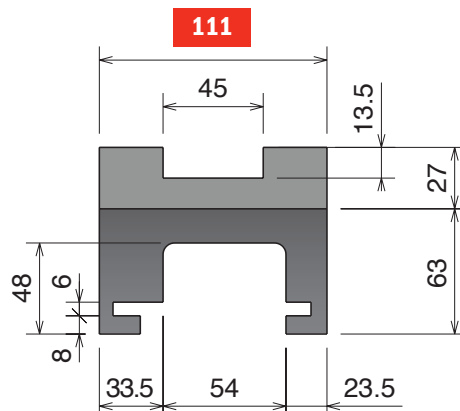
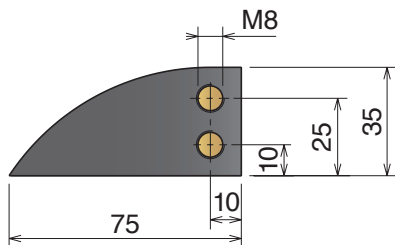
Curva Larghezza Base = 111 mm; Passo = 85 mm

Curve Basic Width = 111 mm; Pitch = 85 mm

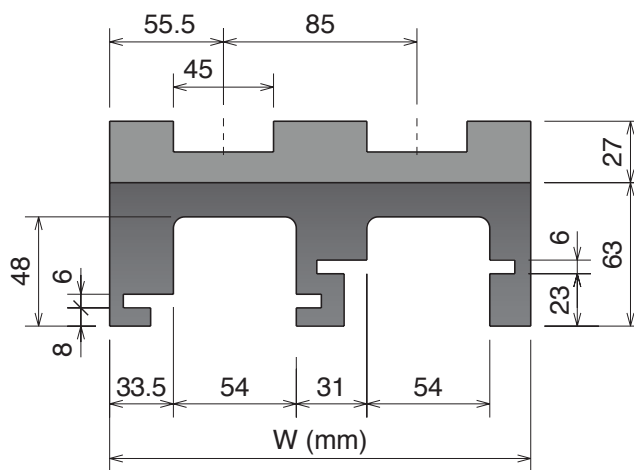
Kurve Basisbreite = 111 mm; Teilung = 85 mm



Available in **BluLub®**



SINGLE TRACK



MULTI TRACK

Upper part available, on request, also in **BluLub®** and for abrasive applications.

Magnetic System

Part	Article-Nr.	Tracks	W	Material
712	71219614	1	111	Standard codes on table
712	71219624	2	196	
712	71219634	3	281	add "B" for BluLub®
712	71219644	4	366	
712	71219654	5	451	add "C" for abrasive
712	71219664	6	536	
712	71219674	7	621	
712	71219684	8	706	

Part	Article-Nr.	Tracks	W	Material
712	71219614RS	1	111	add "RS" for RS-version
712	71219624RS	2	196	
712	71219634RS	3	281	
712	71219644RS	4	366	
712	71219654RS	5	451	
712	71219664RS	6	536	
712	71219674RS	7	621	
712	71219684RS	8	706	

880-881 K450 M21A Series

Curve magnetische, Tab & Bevel / Magnetic, Tab & Bevel corner tracks / Kurvenführungen Magnet, Tab & Bevel Version

Materiale / Material / Materialien:
 Polietilene UHMW-PE
 Polyethylene UHMW-PE
 Polyäthylen UHMW-PE


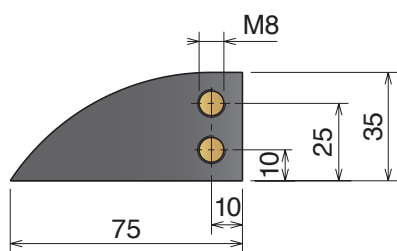
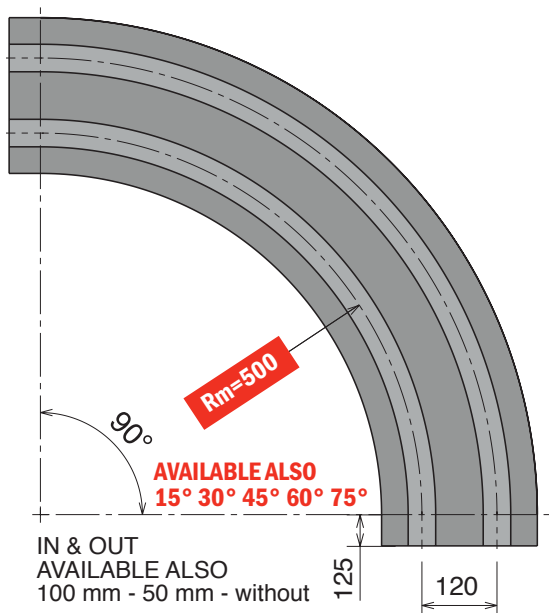
880-881 K450 M21A Series

Chain Reference 879 M - K450 880 M - K450 881 M - K450

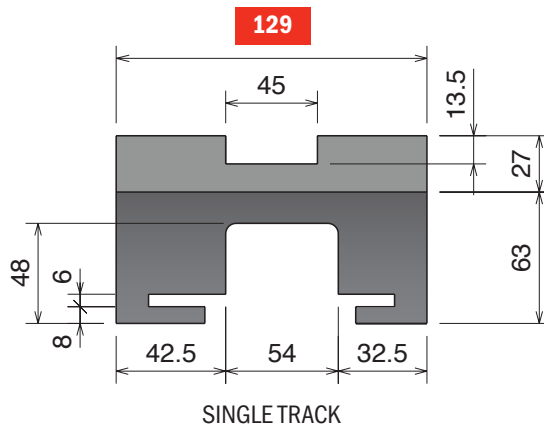
Curva Larghezza Base = 129 mm; Passo = 120 mm

Curve Basic Width = 129 mm; Pitch = 120 mm

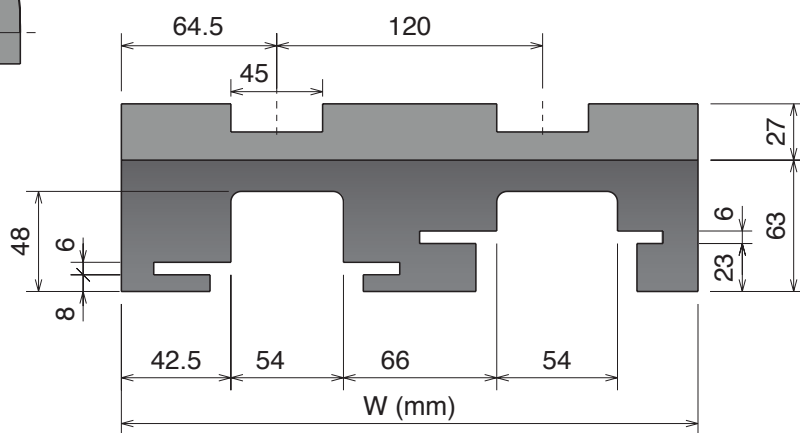
Kurve Basisbreite = 129 mm; Teilung = 120 mm



Available in
BluLub®



SINGLE TRACK



MULTI TRACK

Magnetic System

Upper part available, on request,
 also in **BluLub®**
 and for abrasive applications.

Part	Article-Nr.	Tracks	W	Material
715	71511615	1	129	Standard codes on table
715	71511625	2	249	
715	71511635	3	369	add "B" for BluLub®
715	71511645	4	489	
715	71511655	5	609	add "C" for abrasive

Part	Article-Nr.	Tracks	W	Material
715	71511615RS	1	129	add "RS" for RS-version
715	71511625RS	2	249	
715	71511635RS	3	369	
715	71511645RS	4	489	
715	71511655RS	5	609	

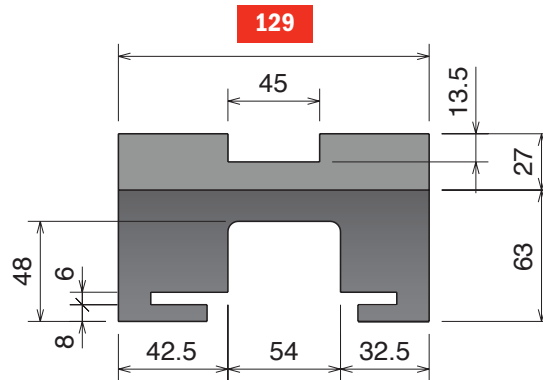
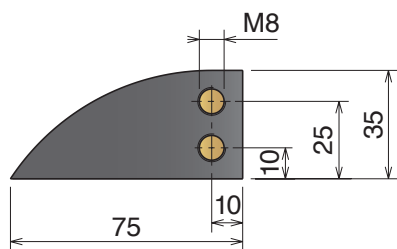
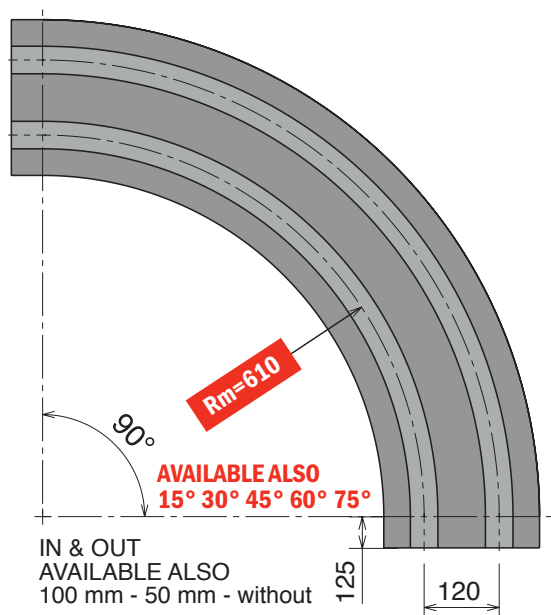
880-881 K450 M22A Series

Chain Reference	879 M - K450	880 M - K450	881 M - K450
-----------------	--------------	--------------	--------------

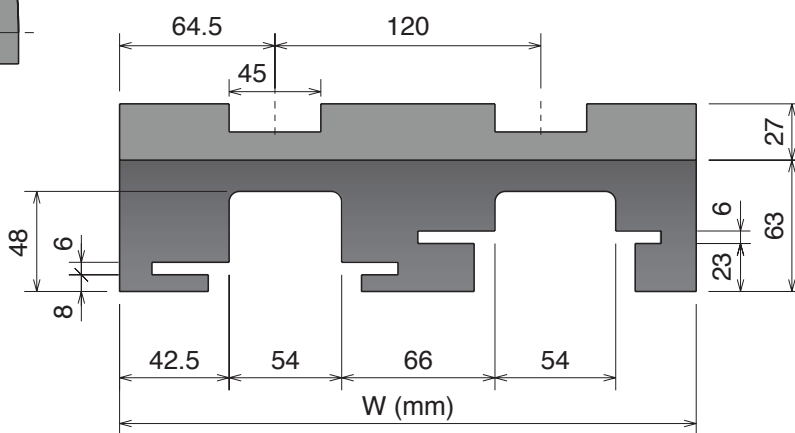
Curva Larghezza Base = 129 mm; Passo = 120 mm

Curve Basic Width = 129 mm; Pitch = 120 mm


Kurve Basisbreite = 129 mm; Teilung = 120 mm



SINGLE TRACK



MULTI TRACK



Available in **BluLub®**

Upper part available, on request, also in **BluLub®** and for abrasive applications.

Magnetic System

Part	Article-Nr.	Tracks	W	Material
704	70413615	1	129	Standard codes on table
704	70413625	2	249	
704	70413635	3	369	add "B" for BluLub®
704	70413645	4	489	
704	70413655	5	609	add "C" for abrasive

Part	Article-Nr.	Tracks	W	Material
704	70413615RS	1	129	add "RS" for RS-version
704	70413625RS	2	249	
704	70413635RS	3	369	
704	70413645RS	4	489	
704	70413655RS	5	609	

880-881 K450 M27 Series

Curve magnetische, Tab & Bevel / Magnetic, Tab & Bevel corner tracks / Kurvenführungen Magnet, Tab & Bevel Version

Materiale / Material / Materialien:
 Polietilene UHMW-PE
 Polyethylene UHMW-PE
 Polyäthylen UHMW-PE

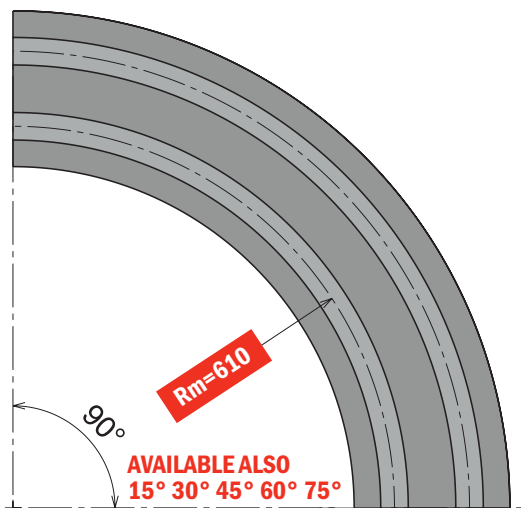
880-881 K450 M27 Series

Chain Reference 879 M - K450 880 M - K450 881 M - K450


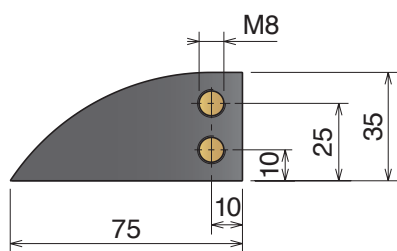
Curva Larghezza Base = 129 mm; Passo = 117 mm

Curve Basic Width = 129 mm; Pitch = 117 mm

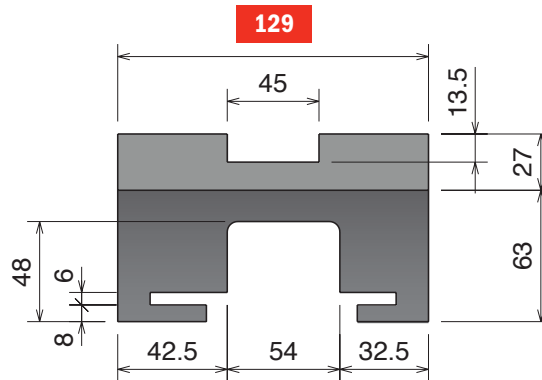
Kurve Basisbreite = 129 mm; Teilung = 117 mm



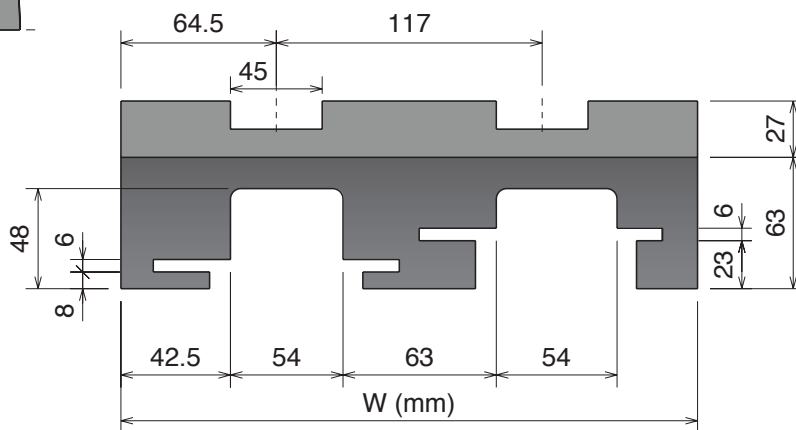
IN & OUT
 AVAILABLE ALSO
 100 mm - 50 mm



Available in
BluLub®



SINGLE TRACK



MULTI TRACK

Magnetic System

Upper part available, on request,
 also in **BluLub®**
 and for abrasive applications.

Part	Article-Nr.	Tracks	W	Material
731	73113610	1	129	Standard codes on table
731	73113620	2	246	
731	73113630	3	363	add "B" for BluLub®
731	73113640	4	480	
731	73113650	5	597	add "C" for abrasive
731	73113660	6	714	
731	73113670	7	831	
731	73113680	8	948	

Part	Article-Nr.	Tracks	W	Material
731	73113610RS	1	129	RS add "RS" for RS-version
731	73113620RS	2	246	
731	73113630RS	3	363	
731	73113640RS	4	480	
731	73113650RS	5	597	
731	73113660RS	6	714	
731	73113670RS	7	831	
731	73113680RS	8	948	

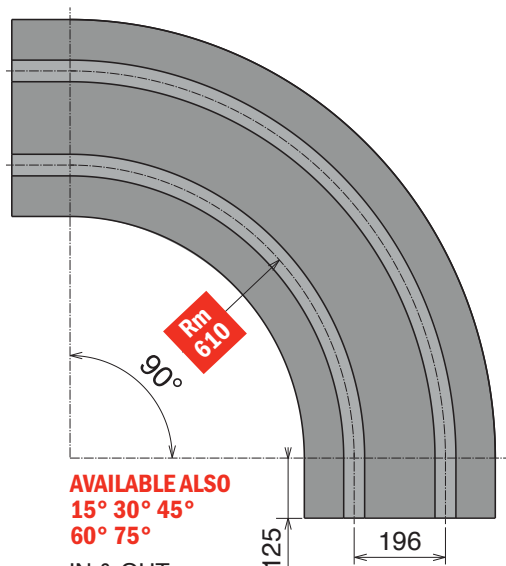
880-881 K750 M61 Series

Chain Reference	880 M - K750	881 M - K750
-----------------	--------------	--------------

Curva Larghezza Base = 214 mm; Passo = 196 mm

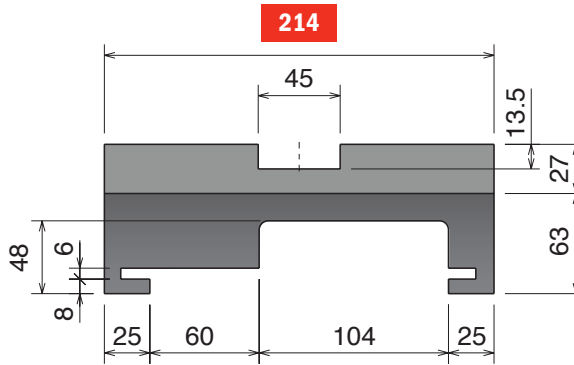
Curve Basic Width = 214 mm; Pitch = 196 mm

Kurve Basisbreite = 214 mm; Teilung = 196 mm

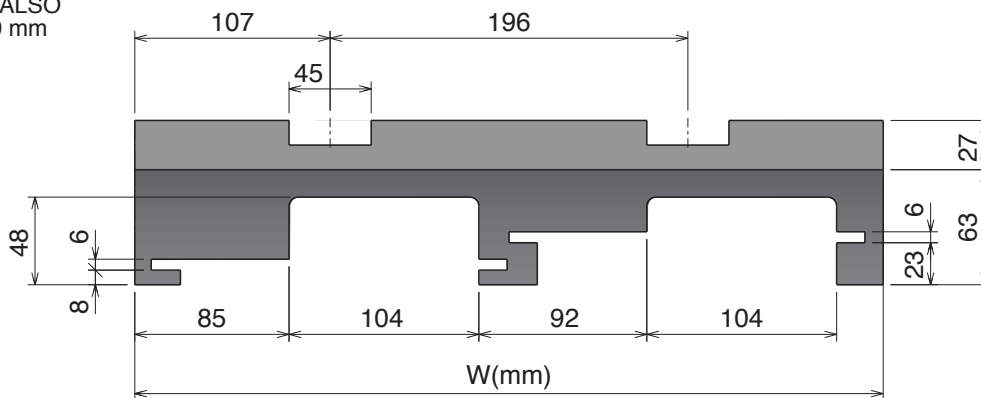


AVAILABLE ALSO
 15° 30° 45°
 60° 75°


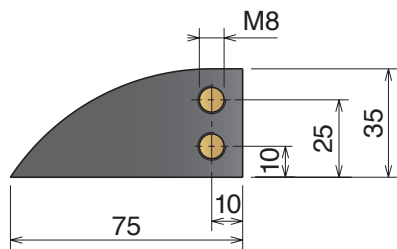
IN & OUT
 AVAILABLE ALSO
 100 mm - 50 mm
 without



SINGLE TRACK




MULTI TRACK



Available in
BluLub®


Upper part available, on request,
 also in **BluLub®**
 and for abrasive applications.

Magnetic System

Part	Article-Nr.	Tracks	W	Material
716	71613615	1	214	 Standard codes on table
716	71613625	2	410	
716	71613635	3	606	

add "B" for
BluLub®

add "C"
 for abrasive

Part	Article-Nr.	Tracks	W	Material
716	71613615RS	1	214	 RS add "RS" for RS-version
716	71613625RS	2	410	
716	71613635RS	3	606	

880-881 K750 M62/66/65 Series

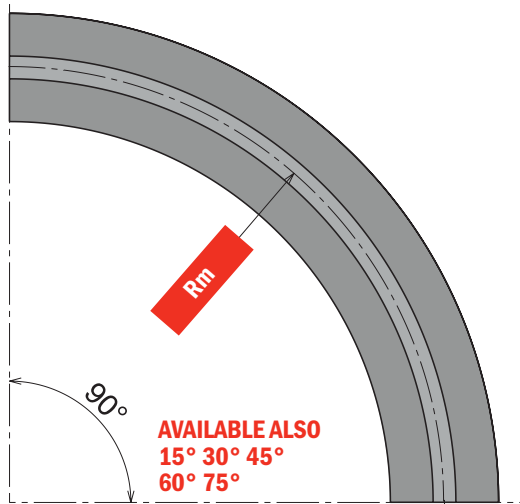
Curve magnetiche, Tab & Bevel / Magnetic, Tab & Bevel corner tracks / Kurvenführungen Magnet, Tab & Bevel Version

Materiale / Material / Materialien:
 Polietilene UHMW-PE
 Polyethylene UHMW-PE
 Polyäthylen UHMW-PE

880-881 K750 M62/66/65 Series


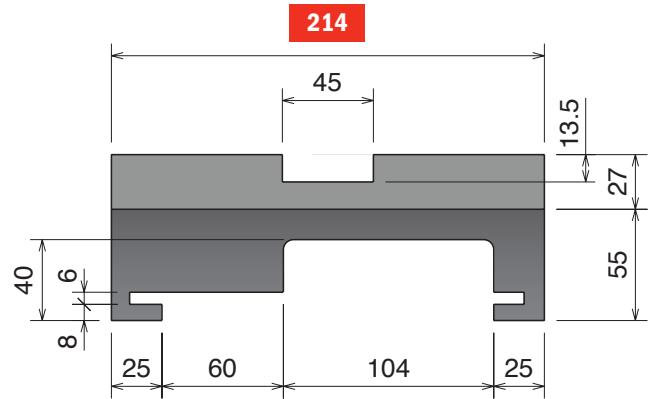
Chain Reference 880 M - K750 881 M - K750

Curva Larghezza Base = 214 mm
 Curve Basic Width = 214 mm
 Kurve Basisbreite = 214 mm

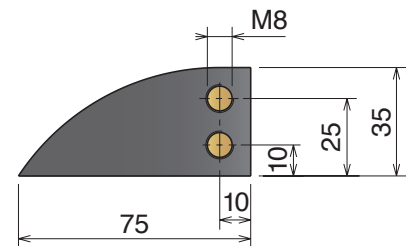


AVAILABLE ALSO
 15° 30° 45°
 60° 75°

IN & OUT
 AVAILABLE ALSO
 125 mm - 100 mm - 50 mm



Available in
BluLub®



Upper part available, on request,
 also in **BluLub®**
 and for abrasive applications.

Magnetic System

Part	Article-Nr.	Tracks	W	R	Material
707	70716610	1	214	750	 Standard codes on table
707	70718610	1	214	860	
707	70719610	1	214	1000	

add "B" for
BluLub®

add "C"
 for abrasive

Part	Article-Nr.	Tracks	W	R	Material
707	70716610RS	1	214	750	 RS add "RS" for RS-version
707	70718610RS	1	214	860	
707	70719610RS	1	214	1000	

882-8857 K750 M81 Series

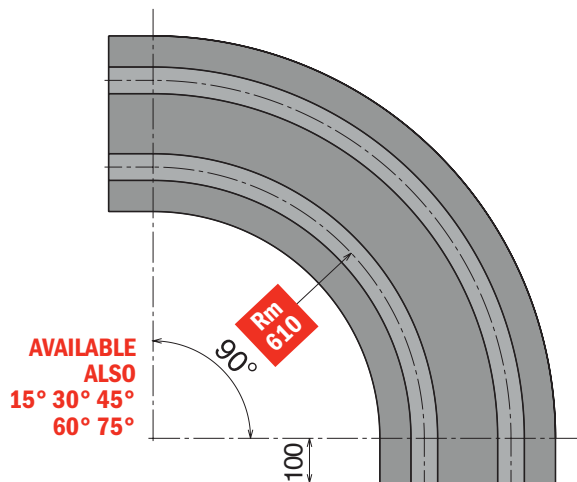
Chain Reference

882 M - K750

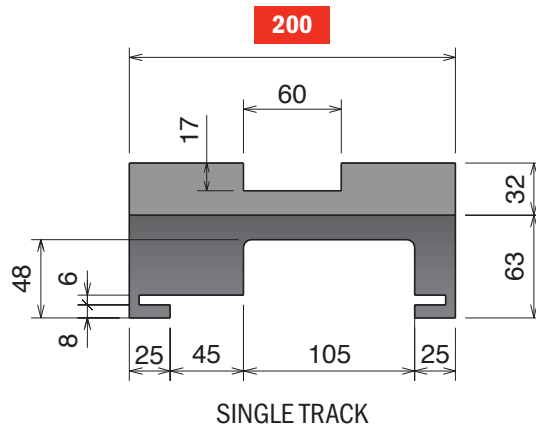
Curva Larghezza Base = 200 mm; Passo = 195 mm

Curve Basic Width = 200 mm; Pitch = 195 mm

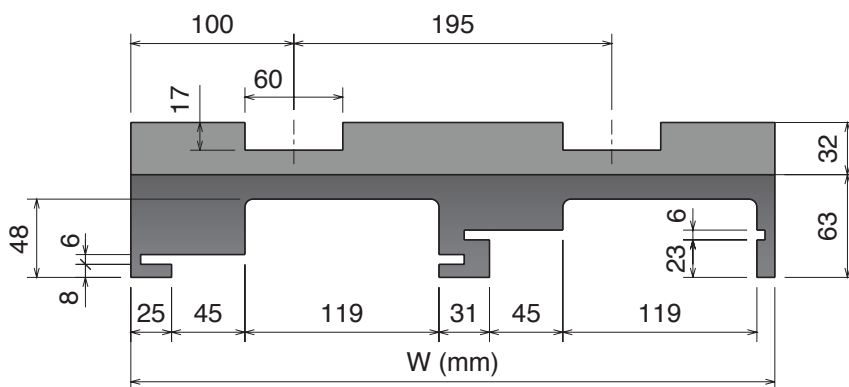
Kurve Basisbreite = 200 mm; Teilung = 195 mm




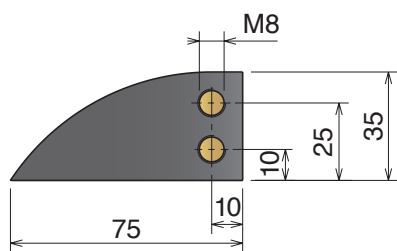
IN & OUT
 AVAILABLE ALSO
 125 mm - 50 mm - without



SINGLE TRACK



MULTI TRACK



Available in
BluLub®

Upper part available, on request,
 also in **BluLub®**
 and for abrasive applications.

Magnetic System

Part	Article-Nr.	Tracks	W	Material
717	71713614	1	200	Standard codes on table
717	71713624	2	395	
717	71713634	3	590	add "B" for BluLub®
717	71713644	4	785	



Part	Article-Nr.	Tracks	W	Material
717	71713614RS	1	200	add "RS" for RS-version
717	71713624RS	2	395	
717	71713634RS	3	590	
717	71713644RS	4	785	



882-8857 K750 M85 Series

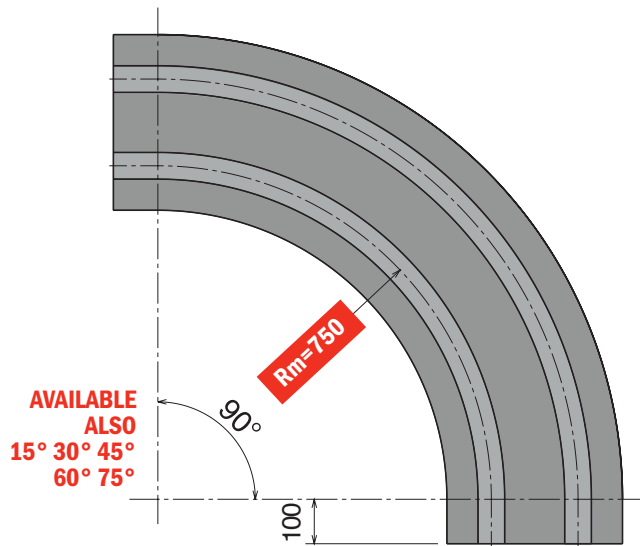
Curve magnetiche, Tab & Bevel / Magnetic, Tab & Bevel corner tracks / Kurvenführungen Magnet, Tab & Bevel Version

Materiale / Material / Materialien:
 Polietilene UHMW-PE
 Polyethylene UHMW-PE
 Polyäthylen UHMW-PE

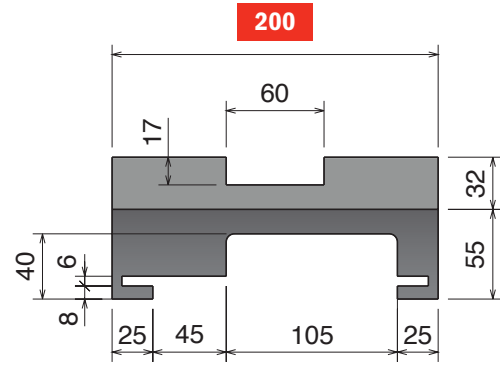
882-8857 K750 M85 Series

Chain Reference 882 M - K750 8857 M - K750

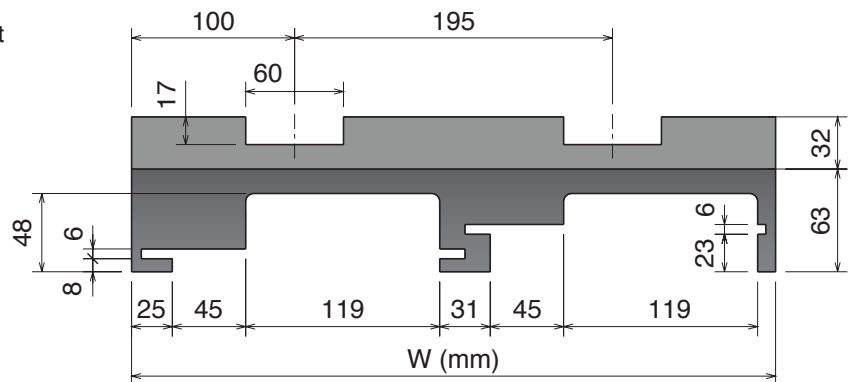
Curva Larghezza Base = 200 mm; Passo = 195 mm
 Curve Basic Width = 200 mm; Pitch = 195 mm
 Kurve Basisbreite = 200 mm; Teilung = 195 mm




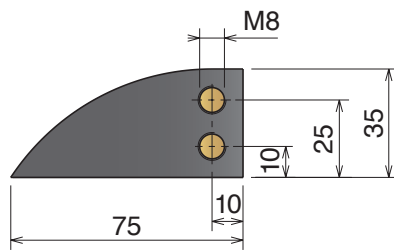
IN & OUT
 AVAILABLE ALSO
 125 mm - 50 mm - without



SINGLE TRACK




MULTI TRACK



Available in
BluLub®


Magnetic System

Upper part available, on request,
 also in **BluLub®**
 and for abrasive applications.

Part	Article-Nr.	Tracks	W	Material
718	71816614	1	200	 Standard codes on table
718	71816624	2	395	
718	71816634	3	590	

add "B" for
BluLub®

add "C"
 for abrasive

Part	Article-Nr.	Tracks	W	Material
718	71816614RS	1	200	 RS add "RS" for RS-version
718	71816624RS	2	395	
718	71816634RS	3	590	

882-8857 K750 M86 Series

Chain Reference

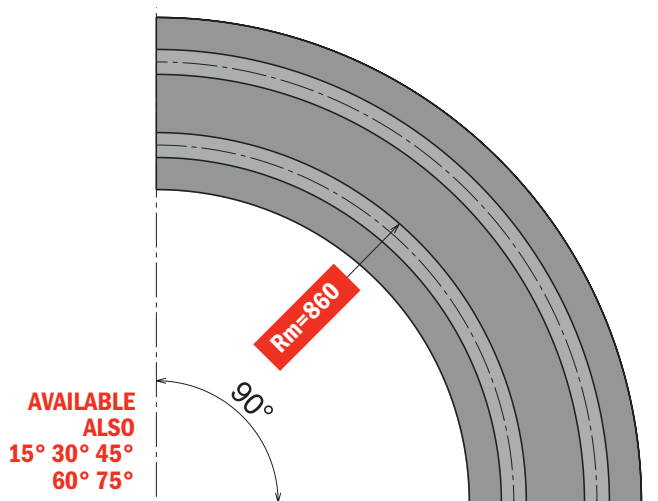
882 M - K750

8857 M - K750

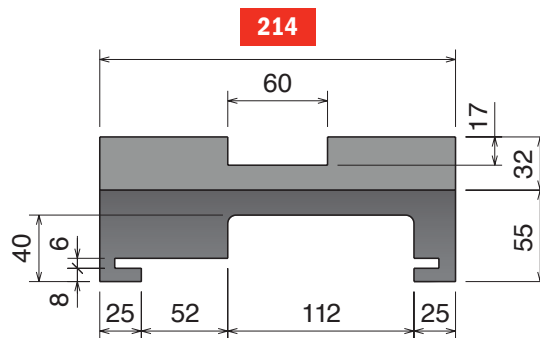
Curva Larghezza Base = 214 mm; Passo = 200 mm

Curve Basic Width = 214 mm; Pitch = 200 mm

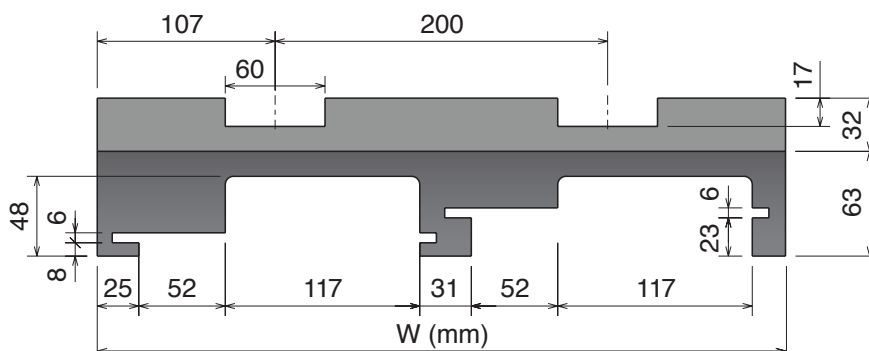
Kurve Basisbreite = 214 mm; Teilung = 200 mm




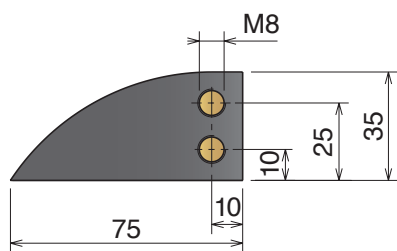
IN & OUT
 AVAILABLE ALSO
 125 mm
 100 mm
 50 mm



SINGLE TRACK




MULTI TRACK



Available in
BluLub®


Upper part available, on request,
 also in **BluLub®**
 and for abrasive applications.

Magnetic System

Part	Article-Nr.	Tracks	W	Material
708	70818610	1	214	 Standard codes on table
708	70818620	2	414	
708	70818630	3	614	

add "**B**" for
BluLub®

add "**C**"
 for abrasive

Part	Article-Nr.	Tracks	W	Material
708	70818610RS	1	214	 RS add " RS " for RS-version
708	70818620RS	2	414	
708	70818630RS	3	614	

882-8857 K750 M80 Series

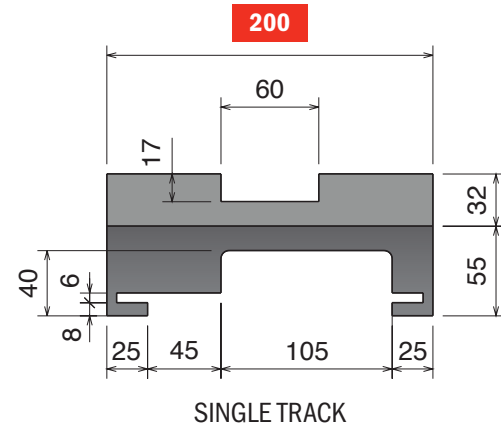
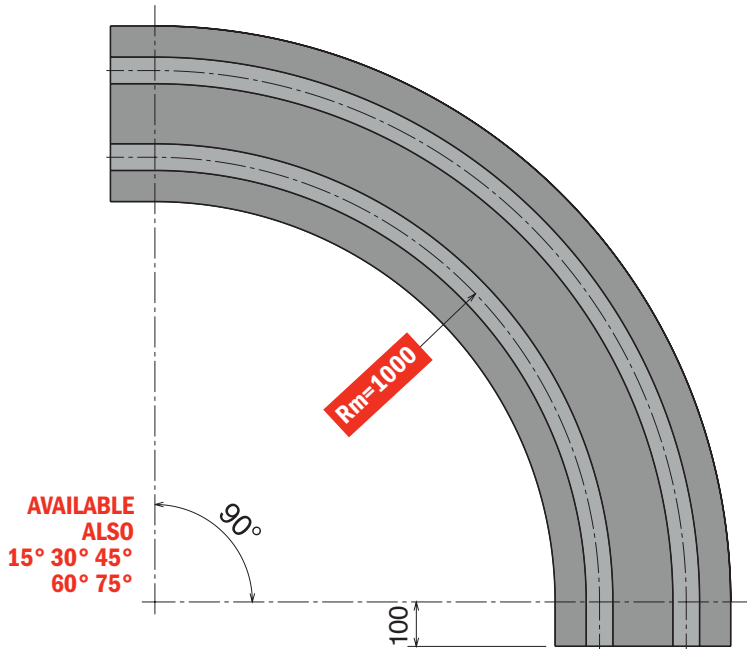
Curve magnetiche, Tab & Bevel / Magnetic, Tab & Bevel corner tracks / Kurvenführungen Magnet, Tab & Bevel Version

Materiale / Material / Materialien:
 Polietilene UHMW-PE
 Polyethylene UHMW-PE
 Polyäthylen UHMW-PE

882-8857 K750 M80 Series

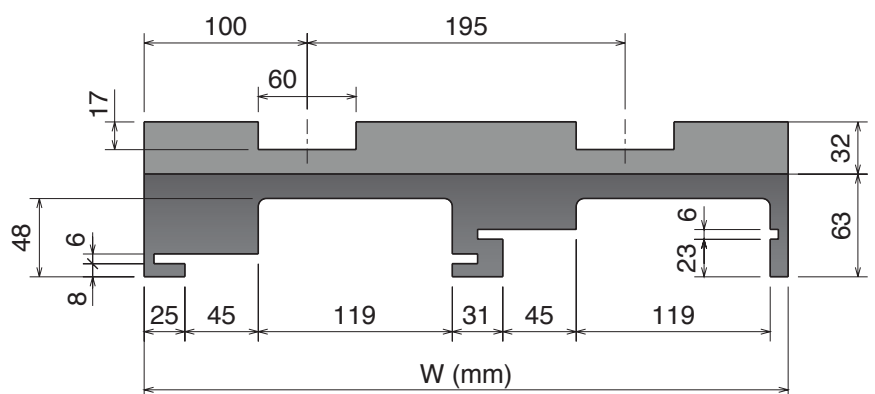
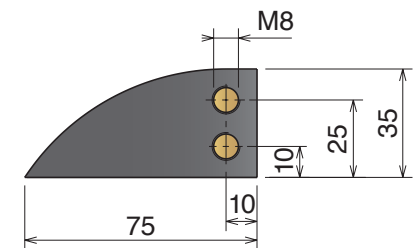
Chain Reference 882 M - K750 8857 M - K750

Curva Larghezza Base = 200 mm; Passo = 195 mm
 Curve Basic Width = 200 mm; Pitch = 195 mm
 Kurve Basisbreite = 200 mm; Teilung = 195 mm




SINGLE TRACK

IN & OUT
 AVAILABLE ALSO
 125 mm - 50 mm - without




MULTI TRACK



Available in **BluLub®**


Magnetic System

Upper part available, on request, also in **BluLub®** and for abrasive applications.

Part	Article-Nr.	Tracks	W	Material
719	71919614	1	200	 Standard codes on table
719	71919624	2	395	
719	71919634	3	590	

add "B" for **BluLub®**

add "C" for abrasive

Part	Article-Nr.	Tracks	W	Material
719	71919614RS	1	200	 RS add "RS" for RS-version
719	71919624RS	2	395	
719	71919634RS	3	590	

Curve magnetiche, Tab & Bevel / Magnetic, Tab & Bevel corner tracks / Kurvenführungen Magnet, Tab & Bevel Version

882-8857 K1000 M93/M94 Series

Chain Reference

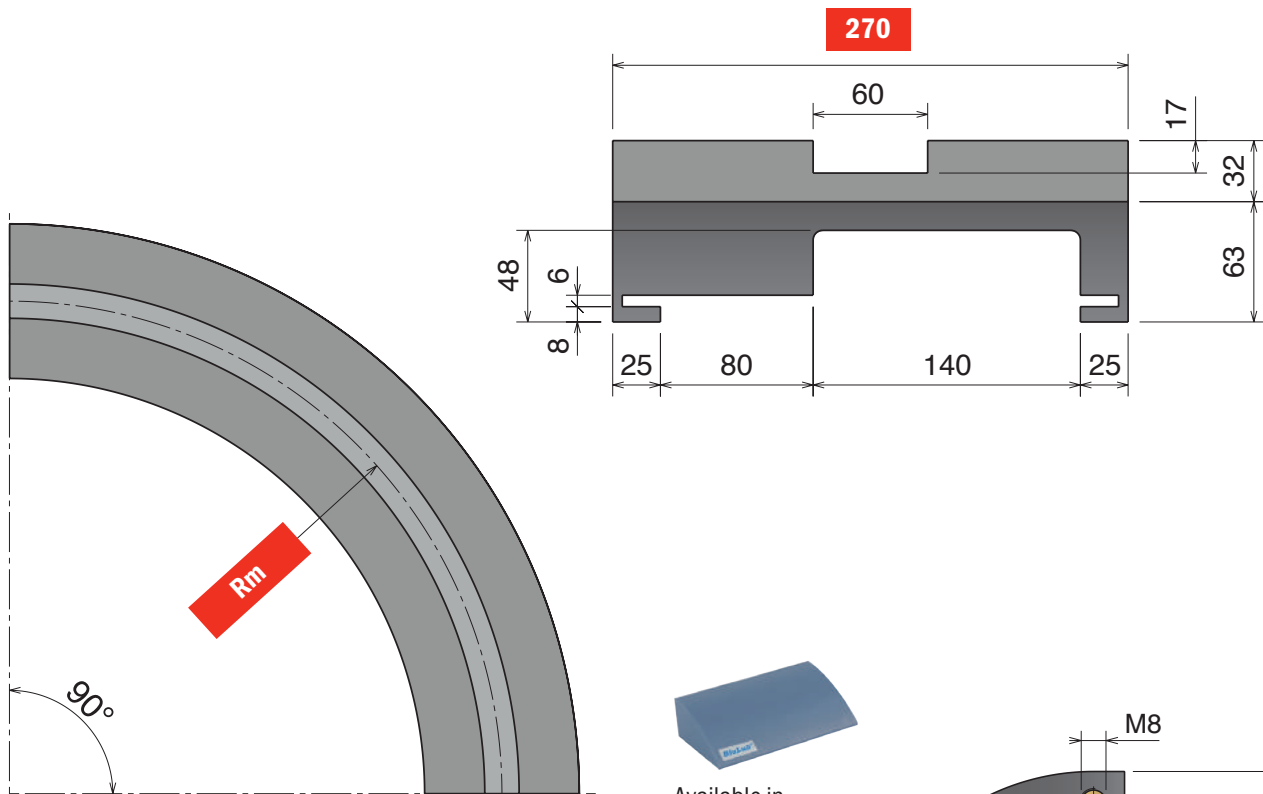
882 M - K1000

8857 M - K1000

Curva Larghezza Base = 270 mm


Curve Basic Width = 270 mm

Kurve Basisbreite = 270 mm

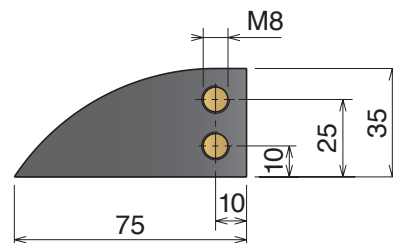


AVAILABLE ALSO
 15° 30° 45°
 60° 75°

IN & OUT
 AVAILABLE ALSO
 125 mm - 100 mm - 50 mm




Available in
BluLub®




Magnetic System

Upper part available, on request,
 also in **BluLub®**
 and for abrasive applications.

Part	Article-Nr.	Tracks	Rm	W	Material
709	70918610	1	860	270	 Standard codes on table
709	70919610	1	1000	270	

add "**B**" for **BluLub®**

add "**C**" for abrasive

Part	Article-Nr.	Tracks	Rm	W	Material
709	70918610RS	1	860	270	 RS add " RS " for RS-version
709	70919610RS	1	1000	270	

882-8857 K1200 M97/M98 Series

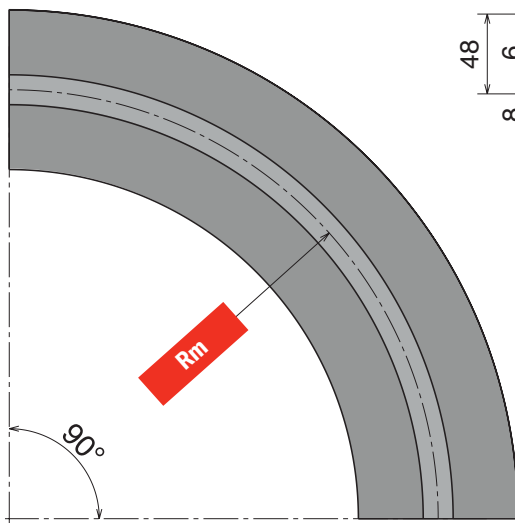
Curve magnetiche, Tab & Bevel / Magnetic, Tab & Bevel corner tracks / Kurvenführungen Magnet, Tab & Bevel Version

Materiale / Material / Materialien:
 Polietilene UHMW-PE
 Polyethylene UHMW-PE
 Polyäthylen UHMW-PE

882-8857 K1200 M97/M98 Series


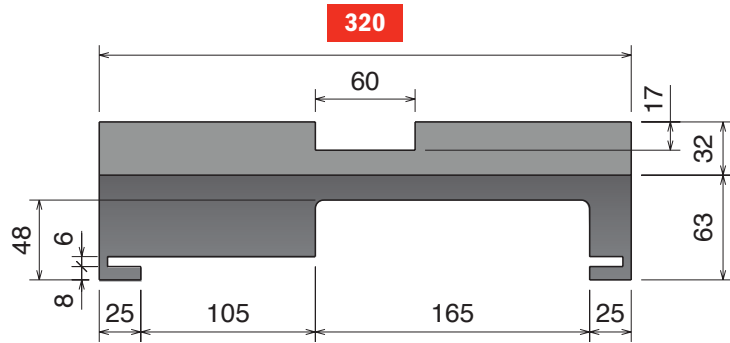
Chain Reference 882 M - K1200

Curva Larghezza Base = 320 mm
 Curve Basic Width = 320 mm
 Kurve Basisbreite = 320 mm

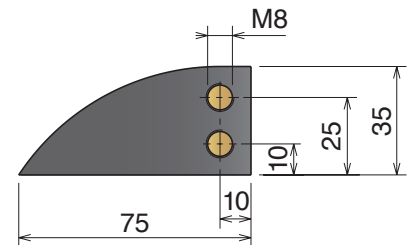


AVAILABLE
 ALSO
 15° 30° 45°
 60° 75°

IN & OUT
 AVAILABLE ALSO
 125 mm - 100 mm - 50 mm




Available in
BluLub®




Magnetic System

Upper part available, on request,
 also in **BluLub®**
 and for abrasive applications.

Part	Article-Nr.	Tracks	Rm	W	Material
710	71018610	1	860	320	 Standard codes on table
710	71019610	1	1000	320	

add "B" for **BluLub®**

add "C" for abrasive

Part	Article-Nr.	Tracks	Rm	W	Material
710	71018610RS	1	860	320	 RS add "RS" for RS-version
710	71019610RS	1	1000	320	

Materiale / Material / Materialien:
 Polietilene UHMW-PE
 Polyethylene UHMW-PE
 Polyäthylen UHMW-PE

LBP 882 K750 MP861 Series

Curve magnetiche, Tab & Bevel / Magnetic, Tab & Bevel corner tracks / Kurvenführungen Magnet, Tab & Bevel Version

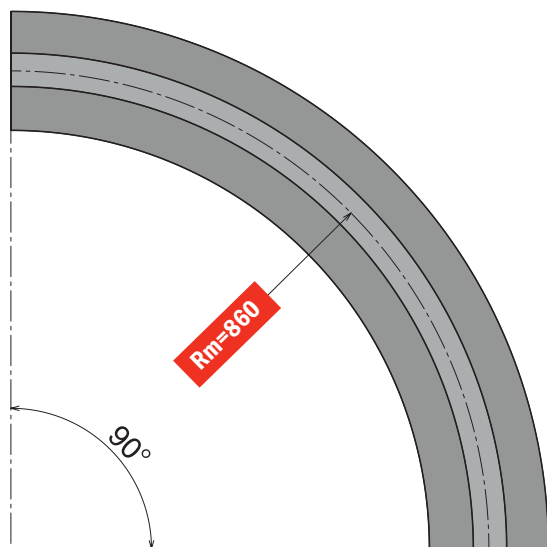
LBP 882 K750 MP861 Series

Chain Reference LBP 882 M - K750

Curva Larghezza Base = 214 mm


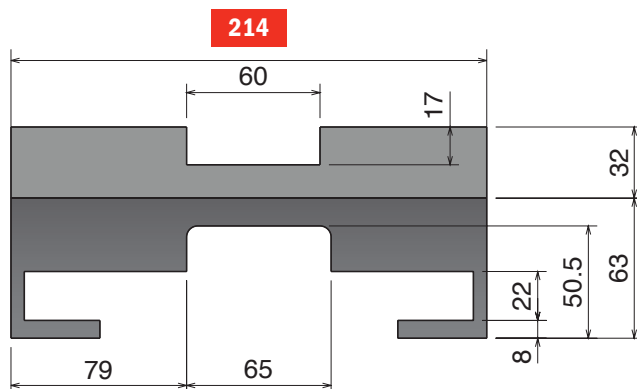
Curve Basic Width = 214 mm

Kurve Basisbreite = 214 mm

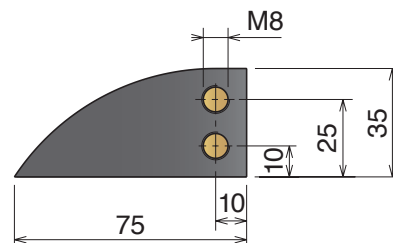


AVAILABLE
 ALSO
 15° 30° 45°
 60° 75°

IN & OUT
 AVAILABLE ALSO
 125 mm - 100 mm - 50 mm



Available in
BluLub



Magnetic System

Upper part available, on request,
 also in **BluLub**
 and for abrasive applications.

Part	Article-Nr.	Tracks	W	Material
781	78118610	1	214	Standard codes on table



add "B" for
BluLub

add "C" for
 abrasive

Part	Article-Nr.	Tracks	W	Material
781	78118610RS	1	270	RS



add "RS" for
 RS-version

LBP 882 K1000 MP931/MP941 Series

Curve magnetiche, Tab & Bevel / Magnetic, Tab & Bevel corner tracks / Kurvenführungen Magnet, Tab & Bevel Version

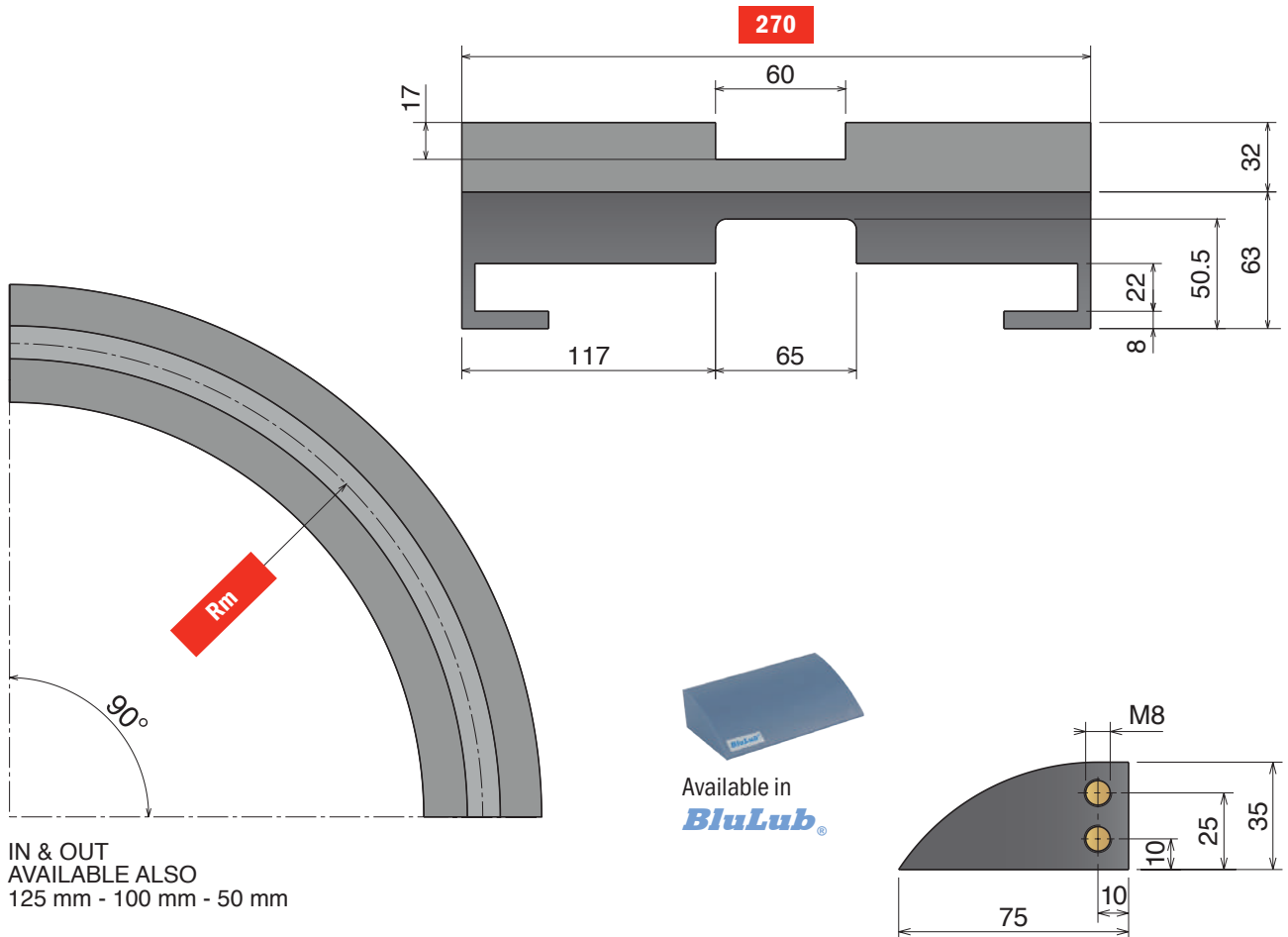
Materiale / Material / Materialien:
 Polietilene UHMW-PE
 Polyethylene UHMW-PE
 Polyäthylen UHMW-PE

LBP 882 K1000 MP931/MP941 Series

Chain Reference

LBP 882 M - K1000

Curva Larghezza Base = 270 mm
 Curve Basic Width = 270 mm
 Kurve Basisbreite = 270 mm



IN & OUT
 AVAILABLE ALSO
 125 mm - 100 mm - 50 mm

Magnetic System

Upper part available, on request,
 also in **BluLub®**
 and for abrasive applications.

MP931 Series

Part	α 15°	α 30°	α 45°	α 60°	α 75°	α 90°	Tracks	R	W
784	78418110	78418210	78418310	78418410	78418510	78418610	1	860	270
Material	Standard codes on table		add "B" for BluLub®		add "C" for abrasive		add "RS" for RS -version		

MP941 Series

Part	α 15°	α 30°	α 45°	α 60°	α 75°	α 90°	Tracks	R	W
784	78419110	78419210	78419310	78419410	78419510	78419610	1	1000	270
Material	Standard codes on table		add "B" for BluLub®		add "C" for abrasive		add "RS" for RS -version		

Materiale / Material / Materialien:
 Polietilene UHMW-PE
 Polyethylene UHMW-PE
 Polyäthylen UHMW-PE

LBP 882 K1000 MP91 Series

Curve magnetiche, Tab & Bevel / Magnetic, Tab & Bevel corner tracks / Kurvenführungen Magnet, Tab & Bevel Version

LBP 882 K1000 MP91 Series

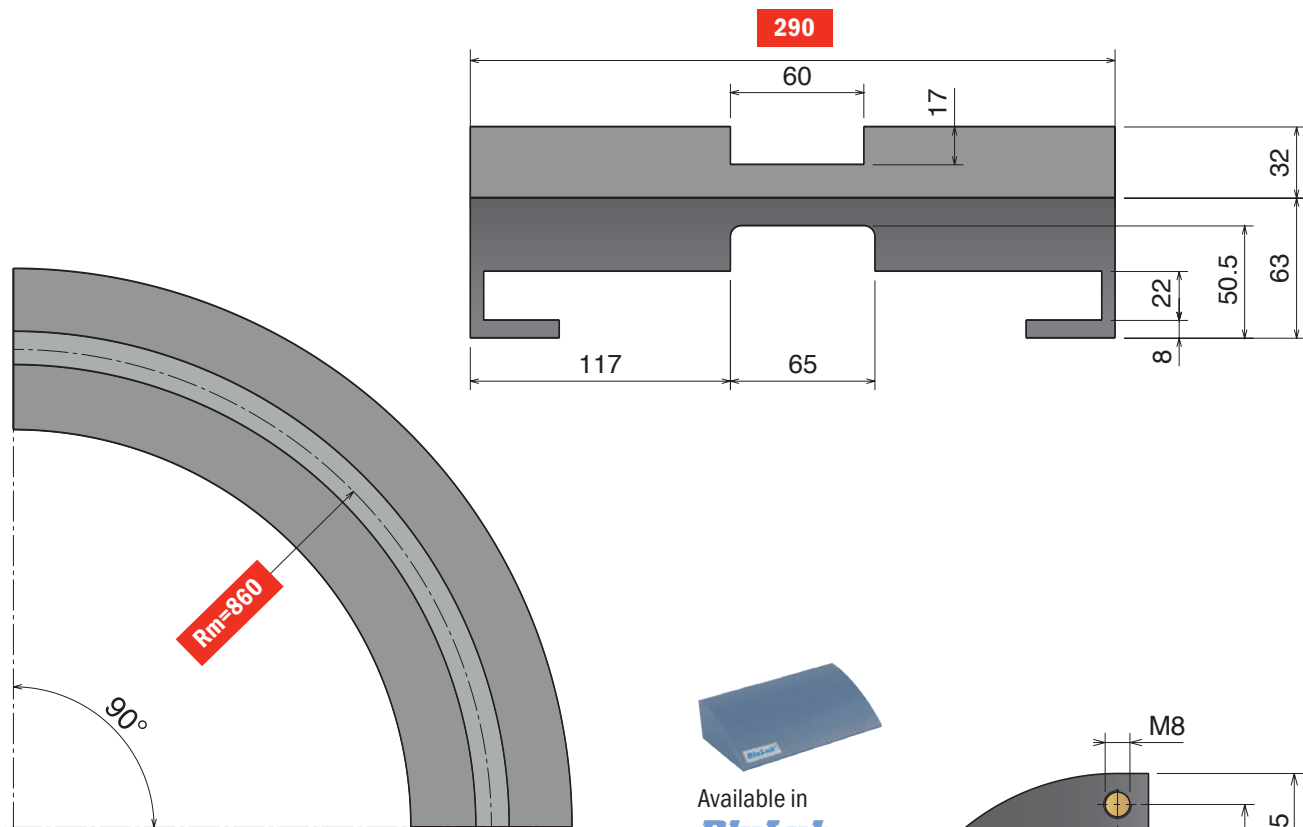
Chain Reference

LBP 882 M - K1000

Curva Larghezza Base = 290 mm

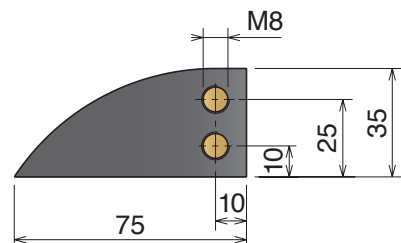
Curve Basic Width = 290 mm

Kurve Basisbreite = 290 mm



AVAILABLE ALSO
 15° 30° 45°
 60° 75°

IN & OUT
 AVAILABLE ALSO
 125 mm - 100 mm - 50 mm



Magnetic System

Upper part available, on request, also in **BluLub** and for abrasive applications.

Part	Article-Nr.	Tracks	W	Material
782	78218610	1	290	Standard codes on table



add "B" for **BluLub**

add "C" for abrasive

Part	Article-Nr.	Tracks	W	Material
782	78218610RS	1	290	RS



add "RS" for RS-version

LBP 882 K1200 MP971/MP981 Series

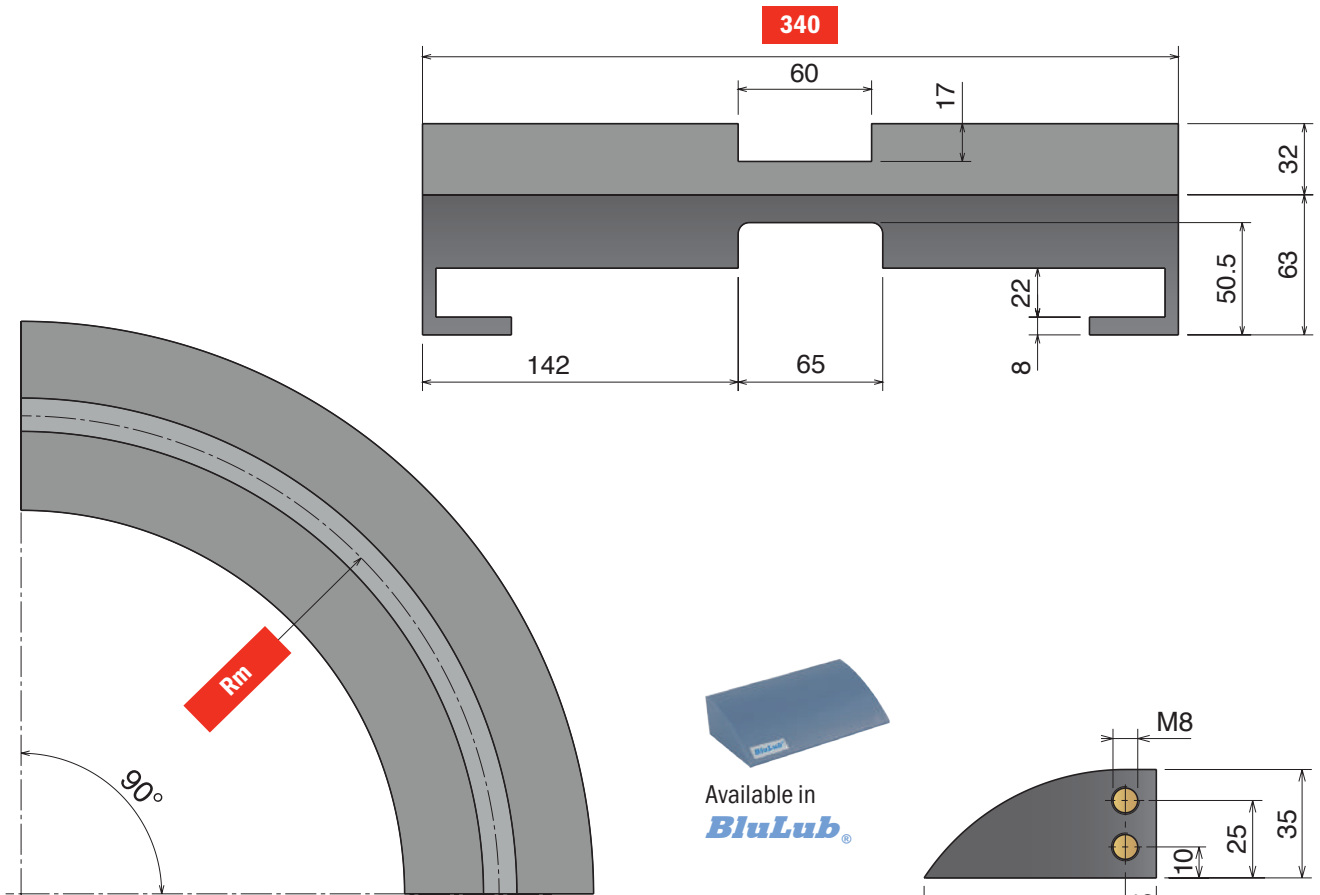
Curve magnetiche, Tab & Bevel / Magnetic, Tab & Bevel corner tracks / Kurvenführungen Magnet, Tab & Bevel Version

Materiale / Material / Materialien:
 Polietilene UHMW-PE
 Polyethylene UHMW-PE
 Polyäthylen UHMW-PE

LBP 882 K1200 MP971/MP981 Series

Chain Reference LBP 882 M - K1200

Curva Larghezza Base = 340 mm
 Curve Basic Width = 340 mm
 Kurve Basisbreite = 340 mm




AVAILABLE ALSO
 15° 30° 45°
 60° 75°

IN & OUT
 AVAILABLE ALSO
 125 mm - 100 mm - 50 mm

Available in
BluLub®


Upper part available, on request,
 also in **BluLub®**
 and for abrasive applications.

Magnetic System

Part	Article-Nr.	Tracks	Rm	W	Material
783	78318610	1	860	340	 Standard codes on table
783	78319610	1	1000	340	

add "B" for
BluLub®

add "C"
 for abrasive

Part	Article-Nr.	Tracks	Rm	W	Material
783	78318610RS	1	860	340	 RS add "RS" for RS-version
783	78319610RS	1	1000	340	

260 M MB7 Series

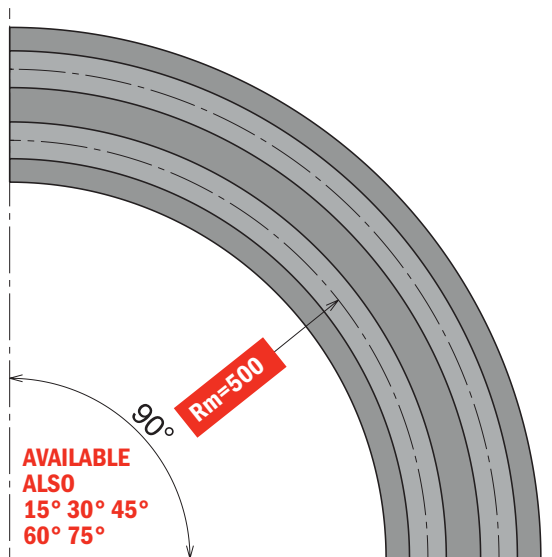
Chain Reference

260 M - K330

Curva Larghezza Base = 100 mm; Passo = 85 mm

Curve Basic Width = 100 mm; Pitch = 85 mm


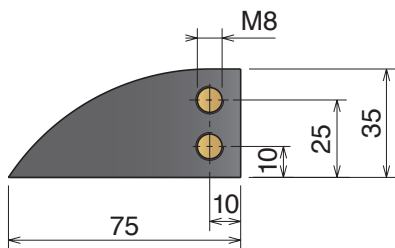
Kurve Basisbreite = 100 mm; Teilung = 85 mm



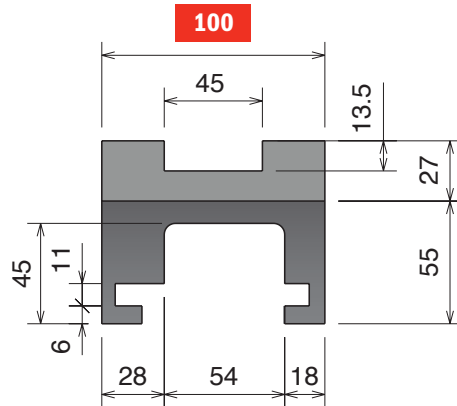
AVAILABLE ALSO
 15° 30° 45°
 60° 75°

IN & OUT
 AVAILABLE ALSO
 125 mm - 100 mm - 50 mm

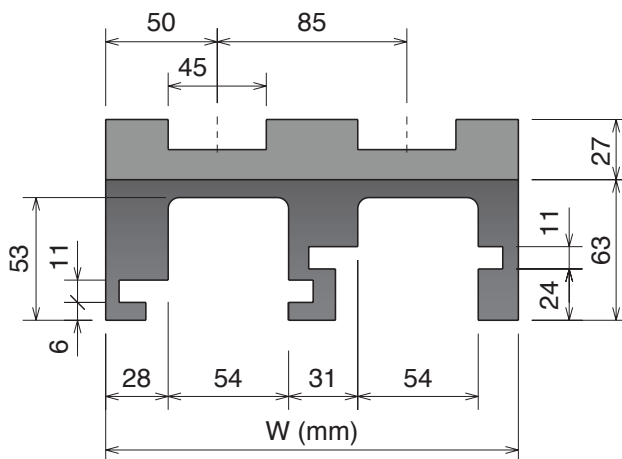
85



Available in
BluLub®



SINGLE TRACK



MULTI TRACK

Upper part available, on request,
 also in **BluLub®**
 and for abrasive applications.

Magnetic System

Part	Article-Nr.	Tracks	W	Material
705	70511610	1	100	Standard codes on table
705	70511620	2	185	
705	70511630	3	270	add "B" for BluLub®
705	70511640	4	355	
705	70511650	5	440	add "C" for abrasive
705	70511660	6	525	
705	70511670	7	610	
705	70511680	8	695	

Part	Article-Nr.	Tracks	W	Material
705	70511610RS	1	100	add "RS" for RS-version
705	70511620RS	2	185	
705	70511630RS	3	270	
705	70511640RS	4	355	
705	70511650RS	5	440	
705	70511660RS	6	525	
705	70511670RS	7	610	
705	70511680RS	8	695	

260 M MB6 Series


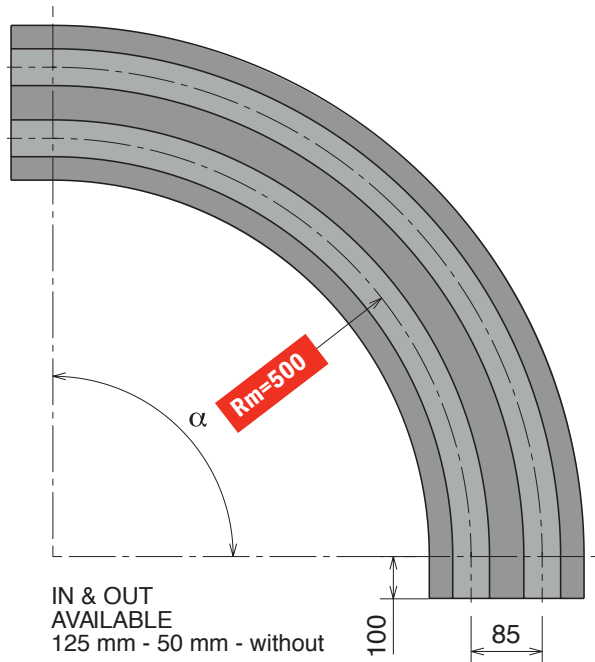
Curve magnetiche, Tab & Bevel / Magnetic, Tab & Bevel corner tracks / Kurvenführungen Magnet, Tab & Bevel Version

Materiale / Material / Materialien:
 Polietilene UHMW-PE
 Polyethylene UHMW-PE
 Polyäthylen UHMW-PE

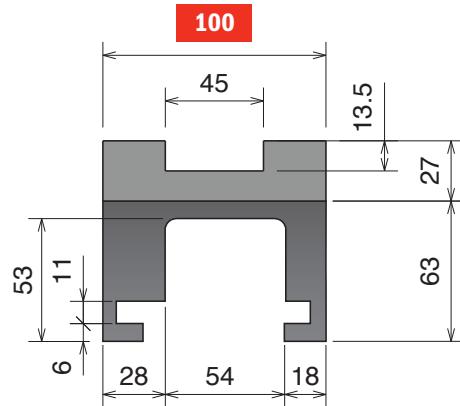
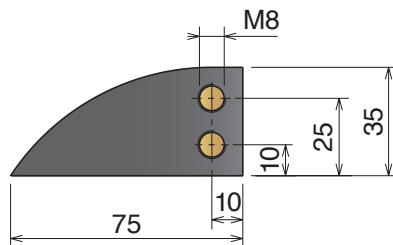
260 M MB6 Series

Chain Reference 260 M - K330

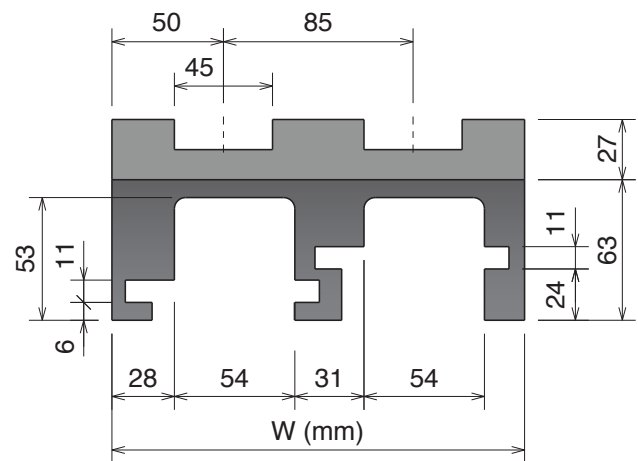
Curva Larghezza Base = 100 mm; Passo = 85 mm
 Curve Basic Width = 100 mm; Pitch = 85 mm
 Kurve Basisbreite = 100 mm; Teilung = 85 mm



Available in **BluLub**®






SINGLE TRACK




MULTI TRACK

Magnetic System

Upper part available, on request, also in **BluLub**® and for abrasive applications.

Part	α 15°	α 30°	α 45°	α 60°	α 75°	α 90°	Tracks	W	Material
732	73211114	73211214	73211314	73211414	73211514	73211614	1	100	 Standard codes on table
732	73211124	73211224	73211324	73211424	73211524	73211624	2	185	
732	73211134	73211234	73211334	73211434	73211534	73211634	3	270	 add "B" for BluLub®
732	73211144	73211244	73211344	73211444	73211544	73211644	4	355	
732	73211154	73211254	73211354	73211454	73211554	73211654	5	440	 add "C" for abrasive
732	73211164	73211264	73211364	73211464	73211564	73211664	6	525	
732	73211174	73211274	73211374	73211474	73211574	73211674	7	610	
732	73211184	73211284	73211384	73211484	73211584	73211684	8	695	


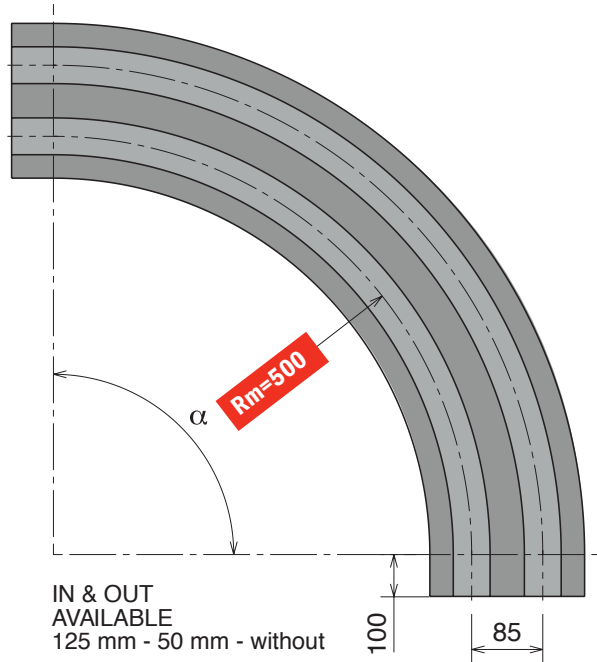
Part	α 15°	α 30°	α 45°	α 60°	α 75°	α 90°	Tracks	W	Material
732	73211114RS	73211214RS	73211314RS	73211414RS	73211514RS	73211614RS	1	100	 RS add "RS" for RS-version
732	73211124RS	73211224RS	73211324RS	73211424RS	73211524RS	73211624RS	2	185	
732	73211134RS	73211234RS	73211334RS	73211434RS	73211534RS	73211634RS	3	270	
732	73211144RS	73211244RS	73211344RS	73211444RS	73211544RS	73211644RS	4	355	
732	73211154RS	73211254RS	73211354RS	73211454RS	73211554RS	73211654RS	5	440	
732	73211164RS	73211264RS	73211364RS	73211464RS	73211564RS	73211664RS	6	525	
732	73211174RS	73211274RS	73211374RS	73211474RS	73211574RS	73211674RS	7	610	
732	73211184RS	73211284RS	73211384RS	73211484RS	73211584RS	73211684RS	8	695	

260 M MB4 Series

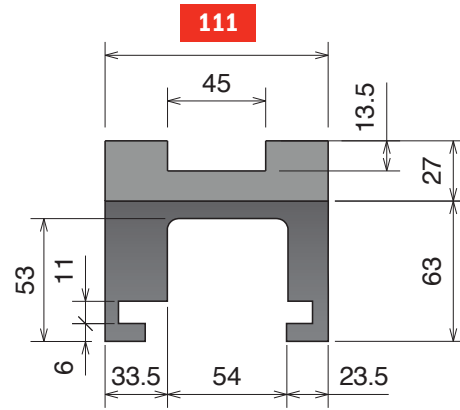
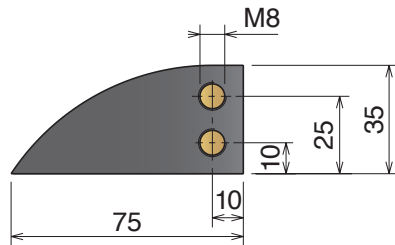
Chain Reference

260 M - K330

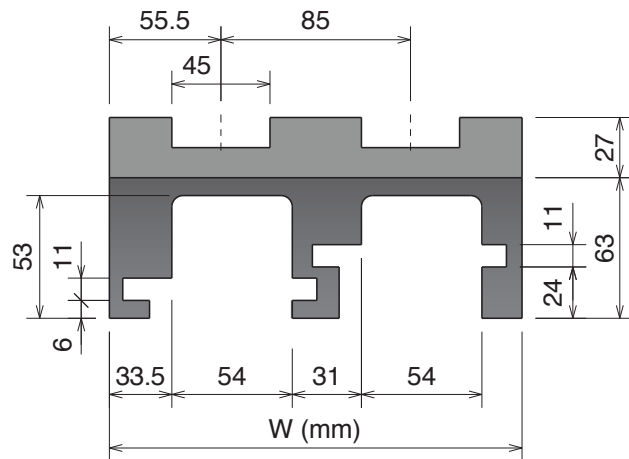
Curva Larghezza Base = 111 mm; Passo = 85 mm
 Curve Basic Width = 111 mm; Pitch = 85 mm
 Kurve Basisbreite = 111 mm; Teilung = 85 mm



Available in
BluLub






SINGLE TRACK




MULTI TRACK

Magnetic System

Upper part available, on request,
 also in **BluLub**
 and for abrasive applications.

Part	α 15°	α 30°	α 45°	α 60°	α 75°	α 90°	Tracks	W	Material
733	73311114	73311214	73311314	73311414	73311514	73311614	1	111	 Standard codes on table  add "B" for BluLub  add "C" for abrasive
733	73311124	73311224	73311324	73311424	73311524	73311624	2	196	
733	73311134	73311234	73311334	73311434	73311534	73311634	3	281	
733	73311144	73311244	73311344	73311444	73311544	73311644	4	366	
733	73311154	73311254	73311354	73311454	73311554	73311654	5	451	
733	73311164	73311264	73311364	73311464	73311564	73311664	6	536	
733	73311174	73311274	73311374	73311474	73311574	73311674	7	621	
733	73311184	73311284	73311384	73311484	73311584	73311684	8	706	

Part	α 15°	α 30°	α 45°	α 60°	α 75°	α 90°	Tracks	W	Material
733	73311114RS	73311214RS	73311314RS	73311414RS	73311514RS	73311614RS	1	111	 RS add "RS" for RS-version
733	73311124RS	73311224RS	73311324RS	73311424RS	73311524RS	73311624RS	2	196	
733	73311134RS	73311234RS	73311334RS	73311434RS	73311534RS	73311634RS	3	281	
733	73311144RS	73311244RS	73311344RS	73311444RS	73311544RS	73311644RS	4	366	
733	73311154RS	73311254RS	73311354RS	73311454RS	73311554RS	73311654RS	5	451	
733	73311164RS	73311264RS	73311364RS	73311464RS	73311564RS	73311664RS	6	536	
733	73311174RS	73311274RS	73311374RS	73311474RS	73311574RS	73311674RS	7	621	
733	73311184RS	73311284RS	73311384RS	73311484RS	73311584RS	73311684RS	8	706	

260 M MB8 Series

Curve magnetiche, Tab & Bevel / Magnetic, Tab & Bevel corner tracks / Kurvenführungen Magnet, Tab & Bevel Version

Materiale / Material / Materialien:
 Polietilene UHMW-PE
 Polyethylene UHMW-PE
 Polyäthylen UHMW-PE


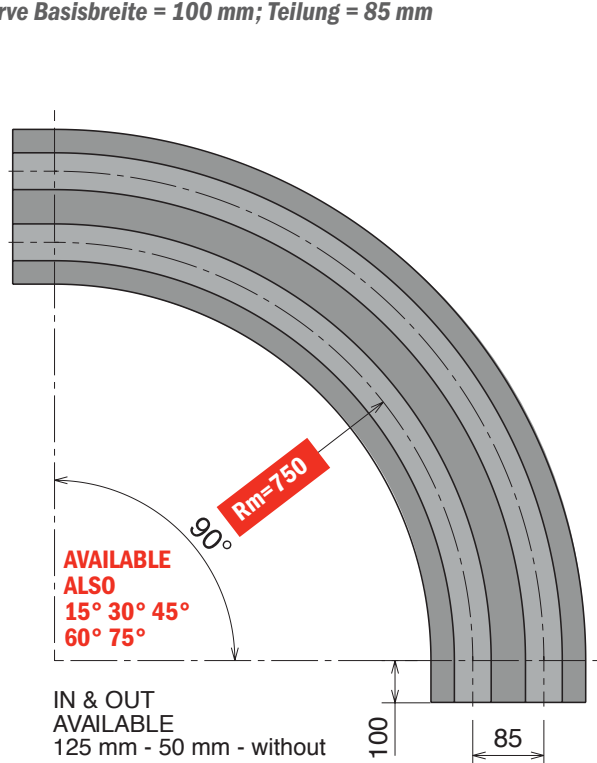
260 M MB8 Series

Chain Reference 260 M - K330

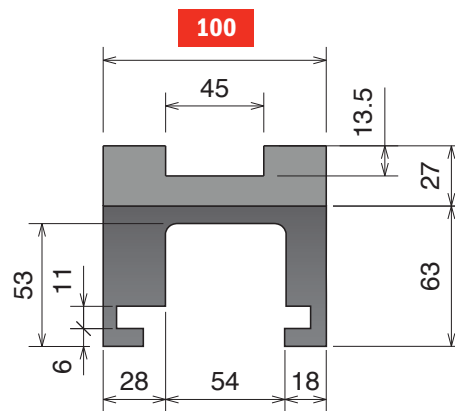
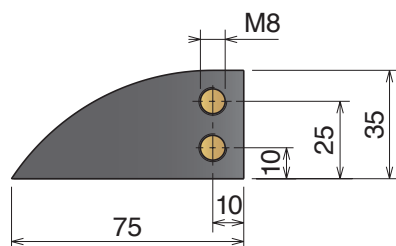
Curva Larghezza Base = 100 mm; Passo = 85 mm

Curve Basic Width = 100 mm; Pitch = 85 mm

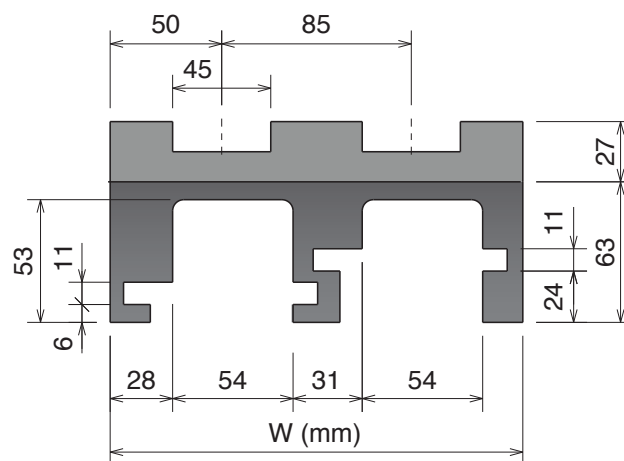
Kurve Basisbreite = 100 mm; Teilung = 85 mm



Available in **BluLub**



SINGLE TRACK



MULTI TRACK

Upper part available, on request, also in **BluLub** and for abrasive applications.

Magnetic System

Part	Article-Nr.	Tracks	W	Material
732	73216614	1	100	Standard codes on table
732	73216624	2	185	
732	73216634	3	270	add "B" for BluLub
732	73216644	4	355	
732	73216654	5	440	add "C" for abrasive
732	73216664	6	525	
732	73216674	7	610	
732	73216684	8	695	

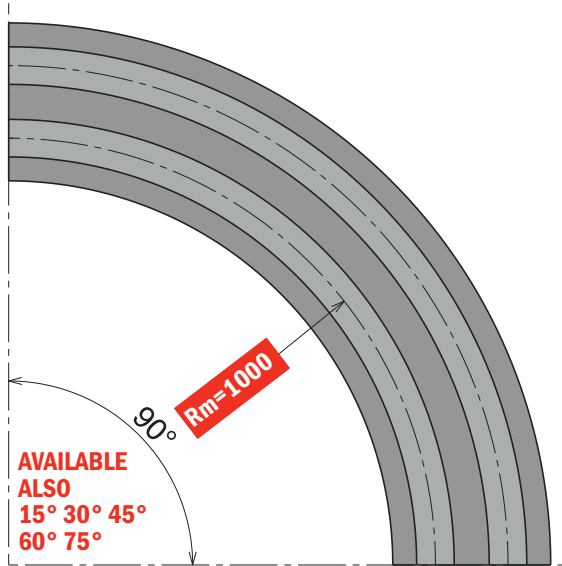
Part	Article-Nr.	Tracks	W	Material
732	73216614RS	1	100	add "RS" for RS-version
732	73216624RS	2	185	
732	73216634RS	3	270	add "RS" for RS-version
732	73216644RS	4	355	
732	73216654RS	5	440	
732	73216664RS	6	525	
732	73216674RS	7	610	
732	73216684RS	8	695	

260 M MB5D Series


Chain Reference

260 M - K330

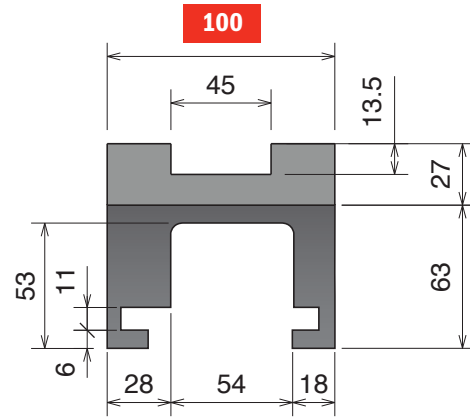
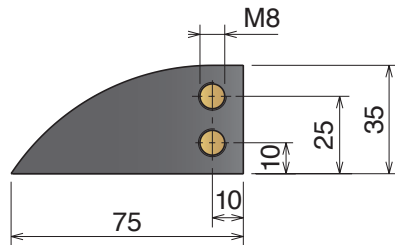
Curva Larghezza Base = 100 mm; Passo = 85 mm
 Curve Basic Width = 100 mm; Pitch = 85 mm
 Kurve Basisbreite = 100 mm; Teilung = 85 mm



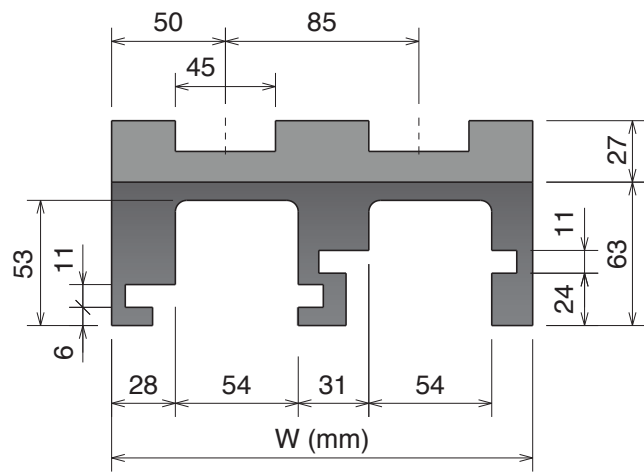
IN & OUT
 AVAILABLE ALSO
 125 mm - 100 mm - 50 mm



Available in
BluLub®



SINGLE TRACK



MULTI TRACK

Upper part available, on request,
 also in **BluLub®**
 and for abrasive applications.

Magnetic System

Part	Article-Nr.	Tracks	W	Material
732	73219610	1	100	Standard codes on table
732	73219620	2	185	
732	73219630	3	270	add "B" for BluLub®
732	73219640	4	355	
732	73219650	5	440	add "C" for abrasive
732	73219660	6	525	
732	73219670	7	610	
732	73219680	8	695	

Part	Article-Nr.	Tracks	W	Material
732	73219610RS	1	100	add "RS" for RS-version
732	73219620RS	2	185	
732	73219630RS	3	270	
732	73219640RS	4	355	
732	73219650RS	5	440	
732	73219660RS	6	525	
732	73219670RS	7	610	
732	73219680RS	8	695	

260 M K450 MB22 Series


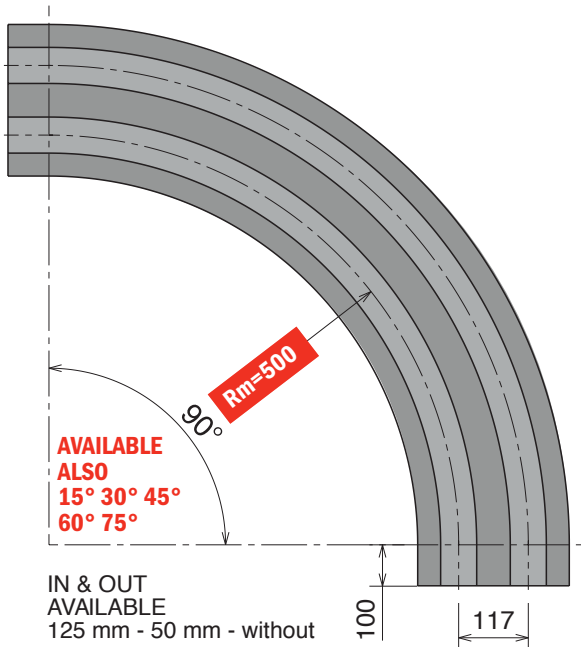
Curve magnetiche, Tab & Bevel / Magnetic, Tab & Bevel corner tracks / Kurvenführungen Magnet, Tab & Bevel Version

Materiale / Material / Materialien:
 Polietilene UHMW-PE
 Polyethylene UHMW-PE
 Polyäthylen UHMW-PE

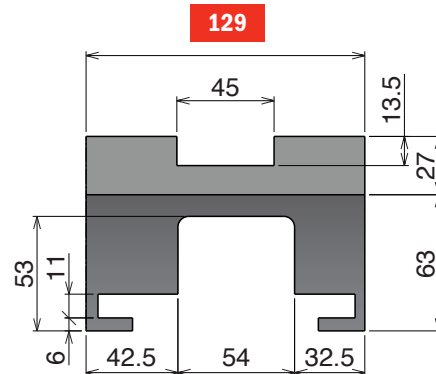
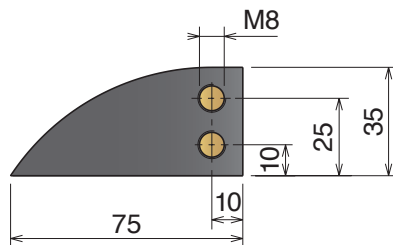
260 M K450 MB22 Series

Chain Reference 260 M - K450

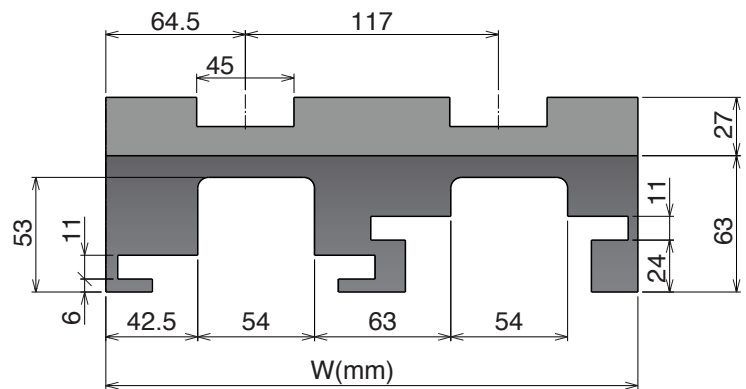
Curva Larghezza Base = 129 mm; Passo = 117 mm
 Curve Basic Width = 129 mm; Pitch = 117 mm
 Kurve Basisbreite = 129 mm; Teilung = 117 mm



Available in **BluLub**®



SINGLE TRACK



MULTI TRACK

Magnetic System

Upper part available, on request, also in **BluLub**® and for abrasive applications.

Part	Article-Nr.	Tracks	W	Material
734	73411614	1	129	Standard codes on table
734	73411624	2	246	
734	73411634	3	363	add "B" for BluLub ®
734	73411644	4	480	



Part	Article-Nr.	Tracks	W	Material
734	73411614RS	1	129	add "RS" for RS-version
734	73411624RS	2	246	
734	73411634RS	3	363	
734	73411644RS	4	480	



260 M K450 MB27 Series

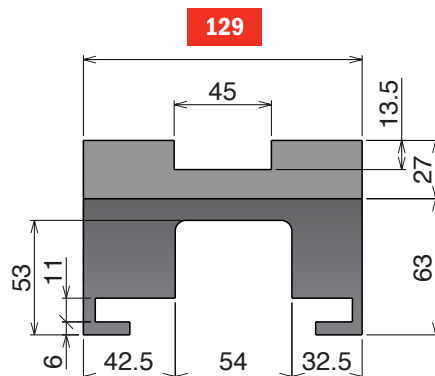
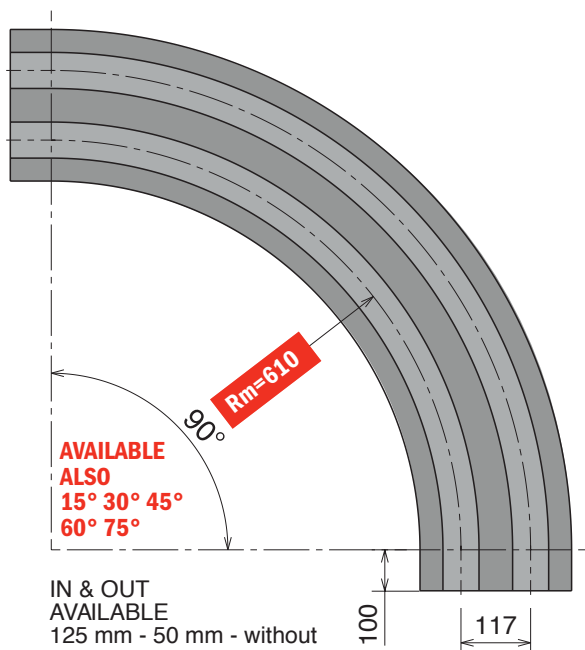
Chain Reference

260 M - K450

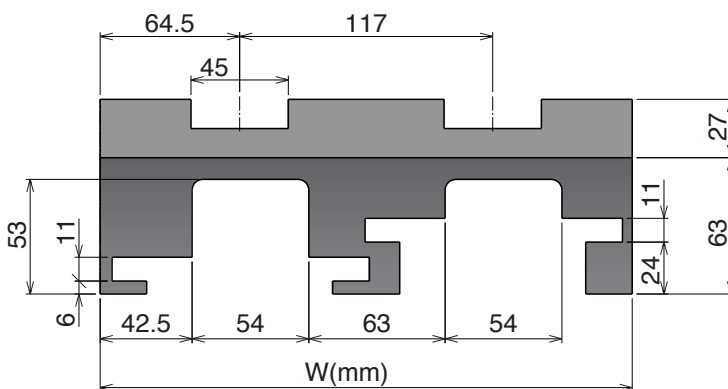
Curva Larghezza Base = 129 mm; Passo = 117 mm

Curve Basic Width = 129 mm; Pitch = 117 mm


Kurve Basisbreite = 129 mm; Teilung = 117 mm



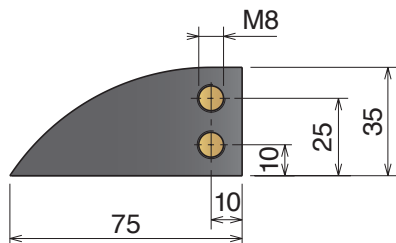
SINGLE TRACK



MULTI TRACK





Available in
BluLub®



Magnetic System

Upper part available, on request,
also in **BluLub®**
and for abrasive applications.

Part	Article-Nr.	Tracks	W	Material
734	73413614	1	129	 Standard codes on table add "B" for BluLub® add "C" for abrasive
734	73413624	2	246	
734	73413634	3	363	
734	73413644	4	480	

Part	Article-Nr.	Tracks	W	Material
734	73413614RS	1	129	 add "RS" for RS-version
734	73413624RS	2	246	
734	73413634RS	3	363	
734	73413644RS	4	480	

261 M MC7 Series

Curve magnetiche, Tab & Bevel / Magnetic, Tab & Bevel corner tracks / Kurvenführungen Magnet, Tab & Bevel Version

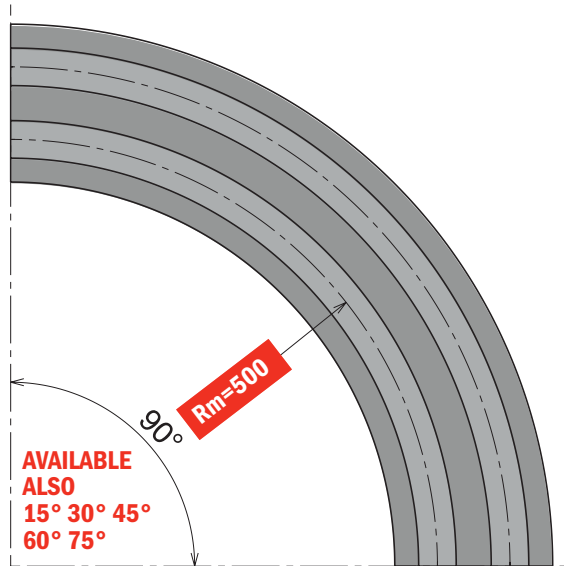
Materiale / Material / Materialien:
 Polietilene UHMW-PE
 Polyethylene UHMW-PE
 Polyäthylen UHMW-PE

261 M MC7 Series


Chain Reference

261 M - K330

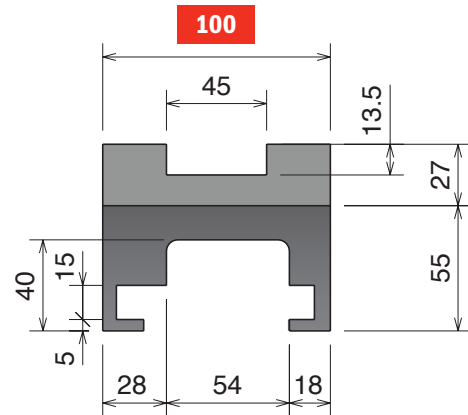
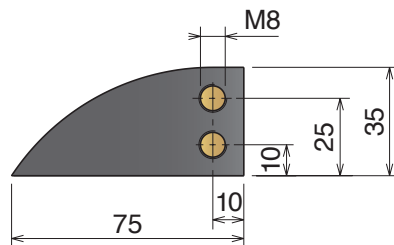
Curva Larghezza Base = 100 mm; Passo = 85 mm
 Curve Basic Width = 100 mm; Pitch = 85 mm
 Kurve Basisbreite = 100 mm; Teilung = 85 mm



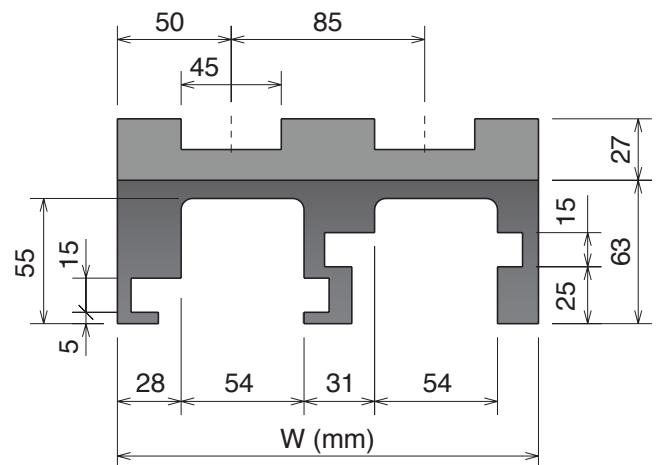
IN & OUT
 AVAILABLE ALSO
 125 mm - 100 mm - 50 mm



Available in
BluLub®



SINGLE TRACK



MULTI TRACK

Upper part available, on request,
 also in **BluLub®**
 and for abrasive applications.

Magnetic System

Part	Article-Nr.	Tracks	W	Material
706	70611610	1	100	Standard codes on table
706	70611620	2	185	
706	70611630	3	270	add "B" for BluLub®
706	70611640	4	355	
706	70611650	5	440	add "C" for abrasive
706	70611660	6	525	
706	70611670	7	610	
706	70611680	8	695	

Part	Article-Nr.	Tracks	W	Material
706	70611610RS	1	100	add "RS" for RS-version
706	70611620RS	2	185	
706	70611630RS	3	270	
706	70611640RS	4	355	
706	70611650RS	5	440	
706	70611660RS	6	525	
706	70611670RS	7	610	
706	70611680RS	8	695	

261 M MC6 Series


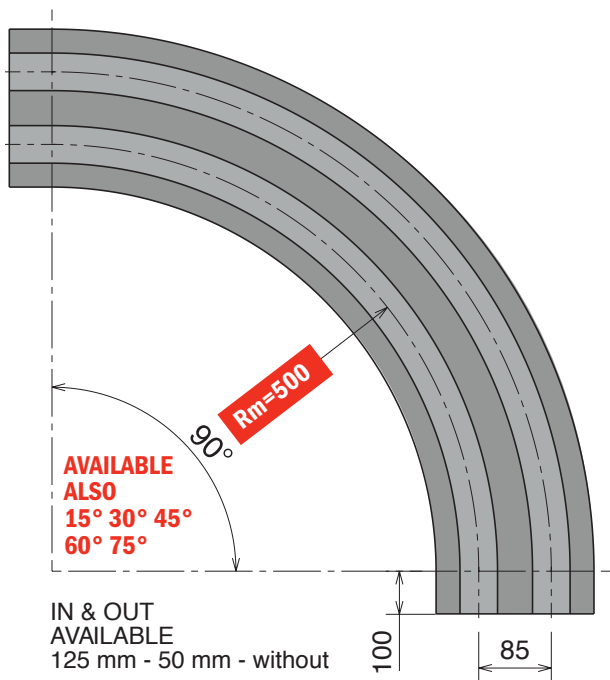
Chain Reference

261 M - K330

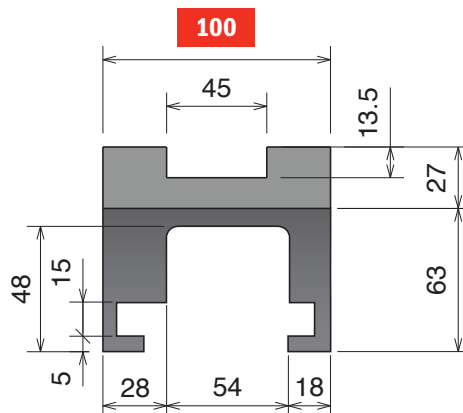
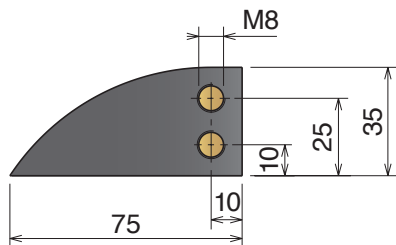
Curva Larghezza Base = 100 mm; Passo = 85 mm

Curve Basic Width = 100 mm; Pitch = 85 mm

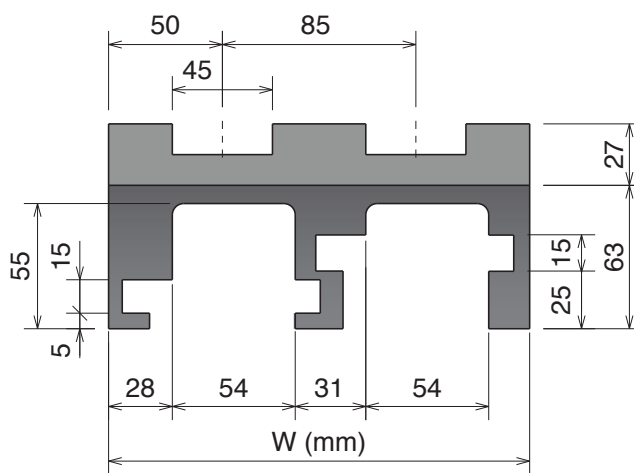
Kurve Basisbreite = 100 mm; Teilung = 85 mm



Available in **BluLub®**



SINGLE TRACK



MULTI TRACK

Magnetic System

Upper part available, on request, also in **BluLub®** and for abrasive applications.

Part	Article-Nr.	Tracks	W	Material
706	70611614	1	100	Standard codes on table
706	70611624	2	185	
706	70611634	3	270	add "B" for BluLub®
706	70611644	4	355	
706	70611654	5	440	add "C" for abrasive
706	70611664	6	525	
706	70611674	7	610	
706	70611684	8	695	

Part	Article-Nr.	Tracks	W	Material
706	70611614RS	1	100	add "RS" for RS-version
706	70611624RS	2	185	
706	70611634RS	3	270	
706	70611644RS	4	355	
706	70611654RS	5	440	
706	70611664RS	6	525	
706	70611674RS	7	610	
706	70611684RS	8	695	

261 M MC4 Series

Curve magnetiche, Tab & Bevel / Magnetic, Tab & Bevel corner tracks / Kurvenführungen Magnet, Tab & Bevel Version

Materiale / Material / Materialien:
 Polietilene UHMW-PE
 Polyethylene UHMW-PE
 Polyäthylen UHMW-PE

261 M MC4 Series


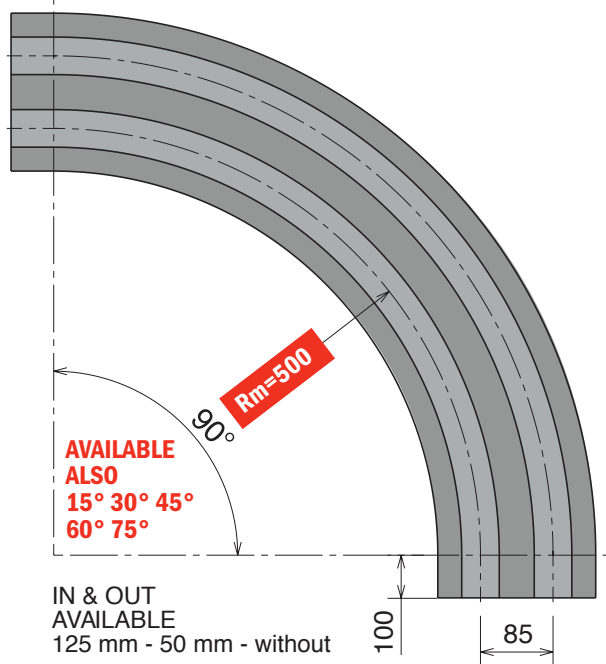
Chain Reference

261 M - K330

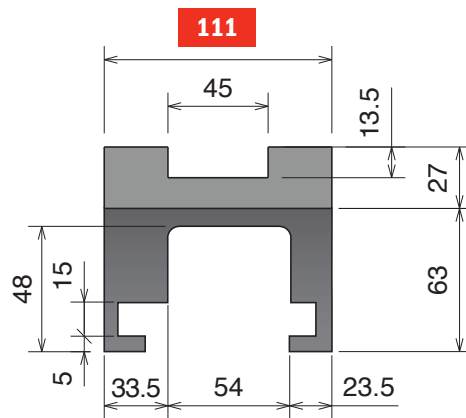
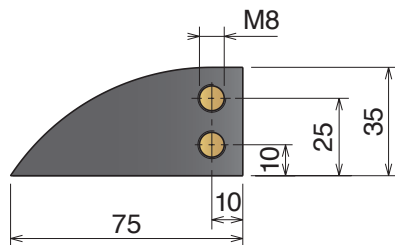
Curva Larghezza Base = 111 mm; Passo = 85 mm

Curve Basic Width = 111 mm; Pitch = 85 mm

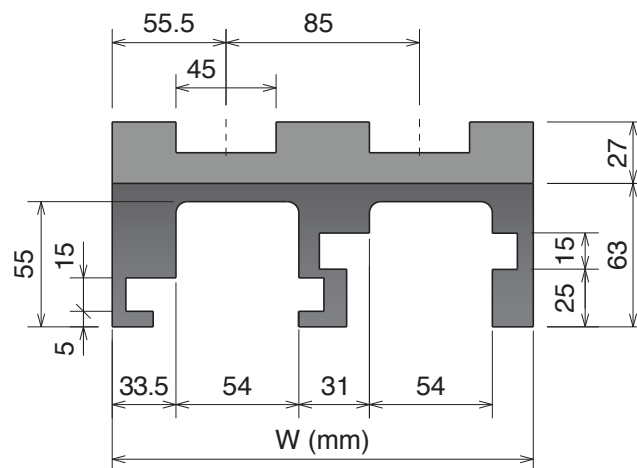
Kurve Basisbreite = 111 mm; Teilung = 85 mm



Available in
BluLub®



SINGLE TRACK



MULTI TRACK

Upper part available, on request,
 also in **BluLub®**
 and for abrasive applications.

Magnetic System

Part	Article-Nr.	Tracks	W	Material
735	73511614	1	111	Standard codes on table
735	73511624	2	196	
735	73511634	3	281	add "B" for BluLub®
735	73511644	4	366	
735	73511654	5	451	add "C" for abrasive
735	73511664	6	536	
735	73511674	7	621	
735	73511684	8	706	

Part	Article-Nr.	Tracks	W	Material
735	73511614RS	1	111	add "RS" for RS-version
735	73511624RS	2	196	
735	73511634RS	3	281	
735	73511644RS	4	366	
735	73511654RS	5	451	
735	73511664RS	6	536	
735	73511674RS	7	621	
735	73511684RS	8	706	

261 M MC8 Series


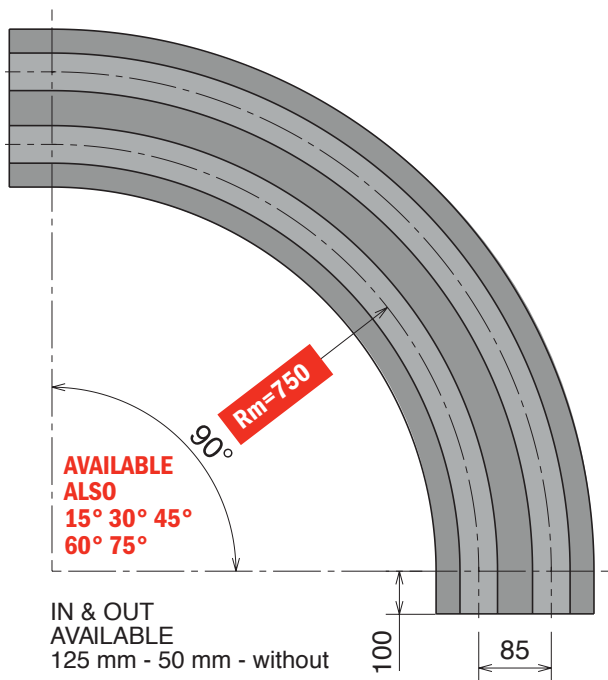
Chain Reference

261 M - K330

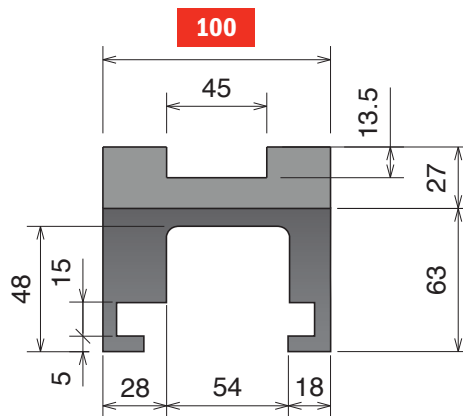
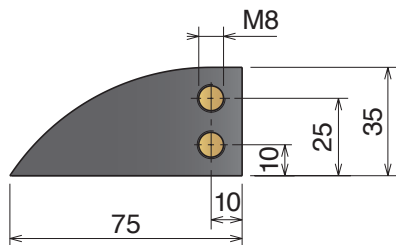
Curva Larghezza Base = 100 mm; Passo = 85 mm

Curve Basic Width = 100 mm; Pitch = 85 mm

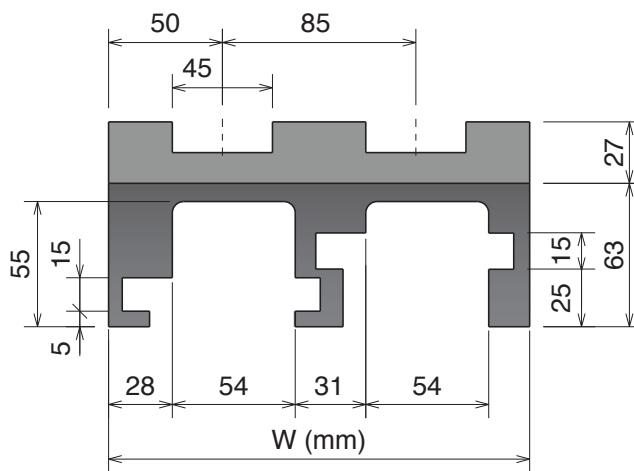
Kurve Basisbreite = 100 mm; Teilung = 85 mm



Available in **BluLub®**



SINGLE TRACK



MULTI TRACK

Magnetic System

Upper part available, on request, also in **BluLub®** and for abrasive applications.

Part	Article-Nr.	Tracks	W	Material
706	70616614	1	100	Standard codes on table
706	70616624	2	185	
706	70616634	3	270	add "B" for BluLub®
706	70616644	4	355	
706	70616654	5	440	add "C" for abrasive
706	70616664	6	525	
706	70616674	7	610	
706	70616684	8	695	

Part	Article-Nr.	Tracks	W	Material
706	70616614RS	1	100	add "RS" for RS-version
706	70616624RS	2	185	
706	70616634RS	3	270	
706	70616644RS	4	355	
706	70616654RS	5	440	
706	70616664RS	6	525	
706	70616674RS	7	610	
706	70616684RS	8	695	

261 M MC5D Series

Curve magnetiche, Tab & Bevel / Magnetic, Tab & Bevel corner tracks / Kurvenführungen Magnet, Tab & Bevel Version

Materiale / Material / Materialien:
 Polietilene UHMW-PE
 Polyethylene UHMW-PE
 Polyäthylen UHMW-PE

261 M MC5D Series

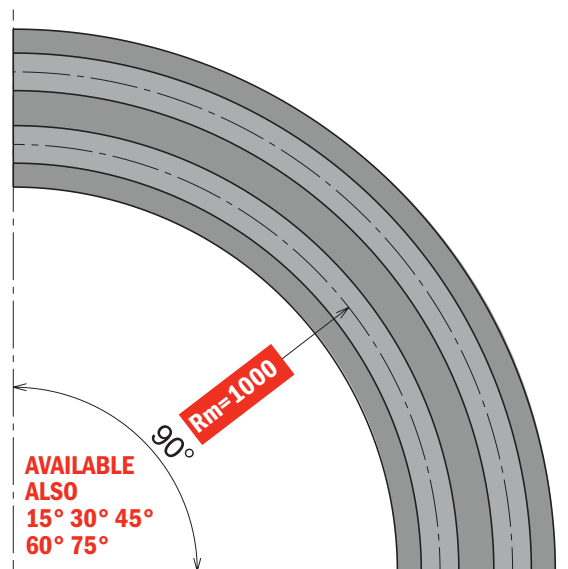
Chain Reference

261 M - K330


Curva Larghezza Base = 100 mm; Passo = 85 mm

Curve Basic Width = 100 mm; Pitch = 85 mm

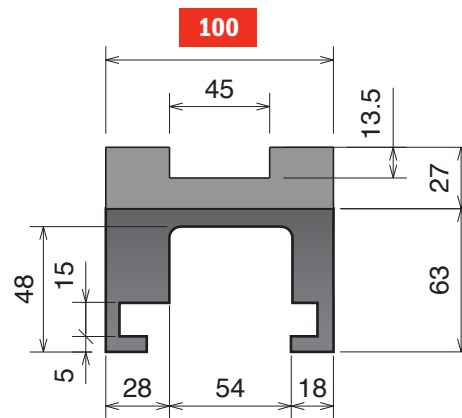
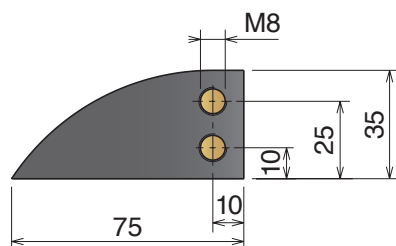
Kurve Basisbreite = 100 mm; Teilung = 85 mm



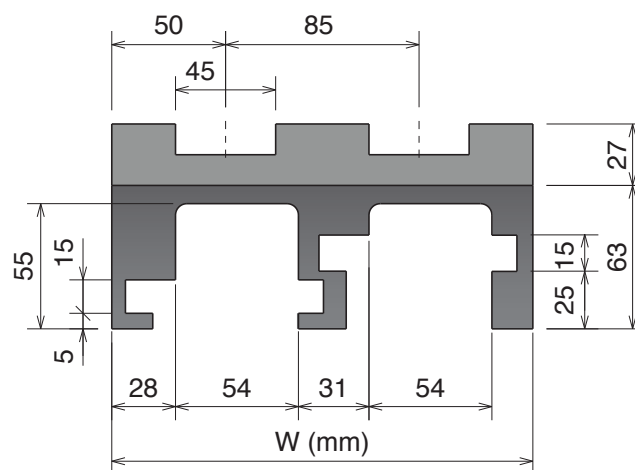
IN & OUT AVAILABLE
 125 mm - 100 mm - 50 mm



Available in
BluLub®



SINGLE TRACK



MULTI TRACK

Upper part available, on request,
 also in **BluLub®**
 and for abrasive applications.

Magnetic System

Part	Article-Nr.	Tracks	W	Material
706	70619610	1	100	Standard codes on table
706	70619620	2	185	
706	70619630	3	270	add "B" for BluLub®
706	70619640	4	355	
706	70619650	5	440	add "C" for abrasive
706	70619660	6	525	
706	70619670	7	610	
706	70619680	8	695	

Part	Article-Nr.	Tracks	W	Material
706	70619610RS	1	100	add "RS" for RS-version
706	70619620RS	2	185	
706	70619630RS	3	270	
706	70619640RS	4	355	
706	70619650RS	5	440	
706	70619660RS	6	525	
706	70619670RS	7	610	
706	70619680RS	8	695	

261 M K450 MC22 Series

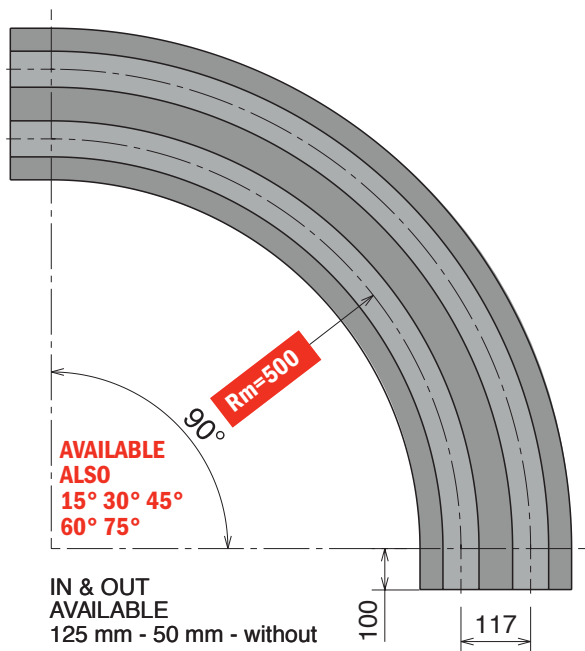
Chain Reference

261 M - K450

Curva Larghezza Base = 129 mm; Passo = 117 mm


Curve Basic Width = 129 mm; Pitch = 117 mm

Kurve Basisbreite = 129 mm; Teilung = 117 mm

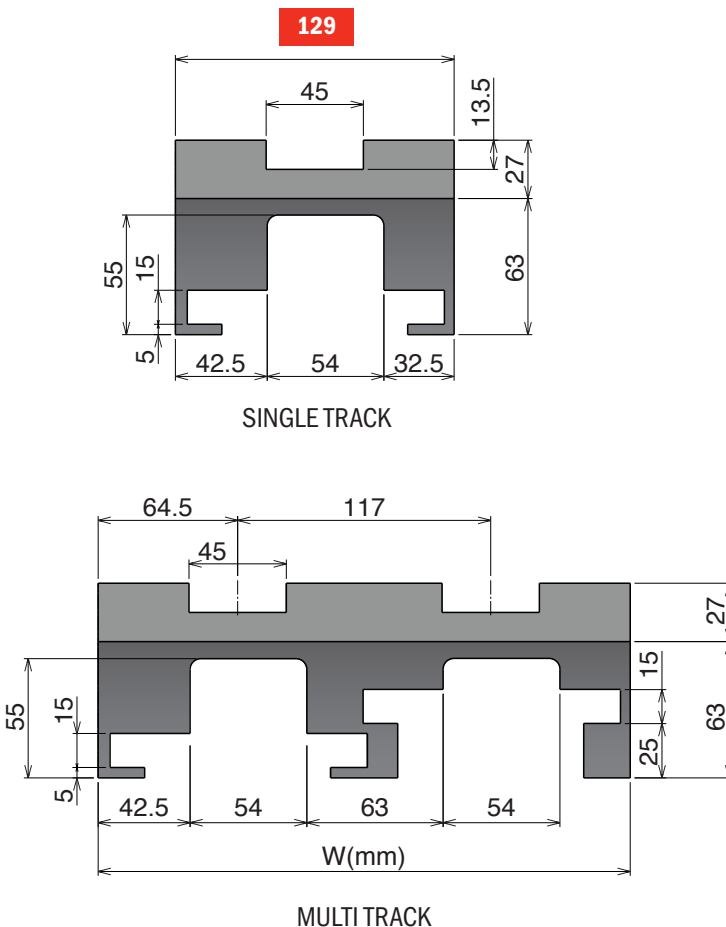
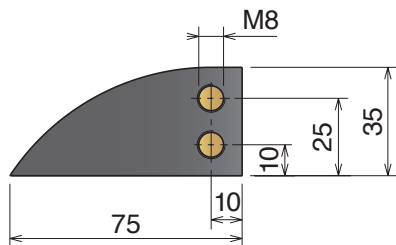


AVAILABLE ALSO
 15° 30° 45°
 60° 75°

IN & OUT AVAILABLE
 125 mm - 50 mm - without



Available in
BluLub®





SINGLE TRACK

MULTI TRACK

Magnetic System

Upper part available, on request,
 also in **BluLub®**
 and for abrasive applications.

Part	Article-Nr.	Tracks	W	Material
736	73611614	1	129	 Standard codes on table add " B " for BluLub® add " C " for abrasive
736	73611624	2	246	
736	73611634	3	363	
736	73611644	4	480	

Part	Article-Nr.	Tracks	W	Material
736	73611614RS	1	129	 add " RS " for RS-version
736	73611624RS	2	246	
736	73611634RS	3	363	
736	73611644RS	4	480	

261 M K450 MC27 Series

Curve magnetiche, Tab & Bevel / Magnetic, Tab & Bevel corner tracks / Kurvenführungen Magnet, Tab & Bevel Version

Materiale / Material / Materialien:
 Polietilene UHMW-PE
 Polyethylene UHMW-PE
 Polyäthylen UHMW-PE


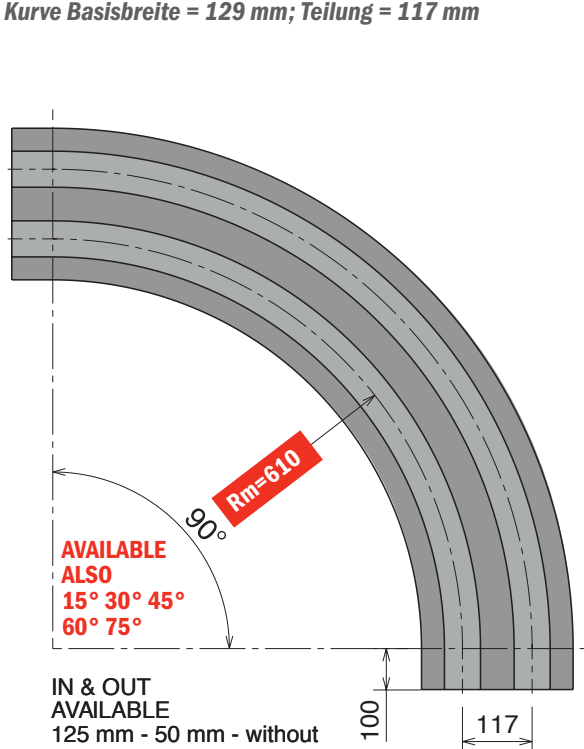
261 M K450 MC27 Series

Chain Reference 261 M - K450

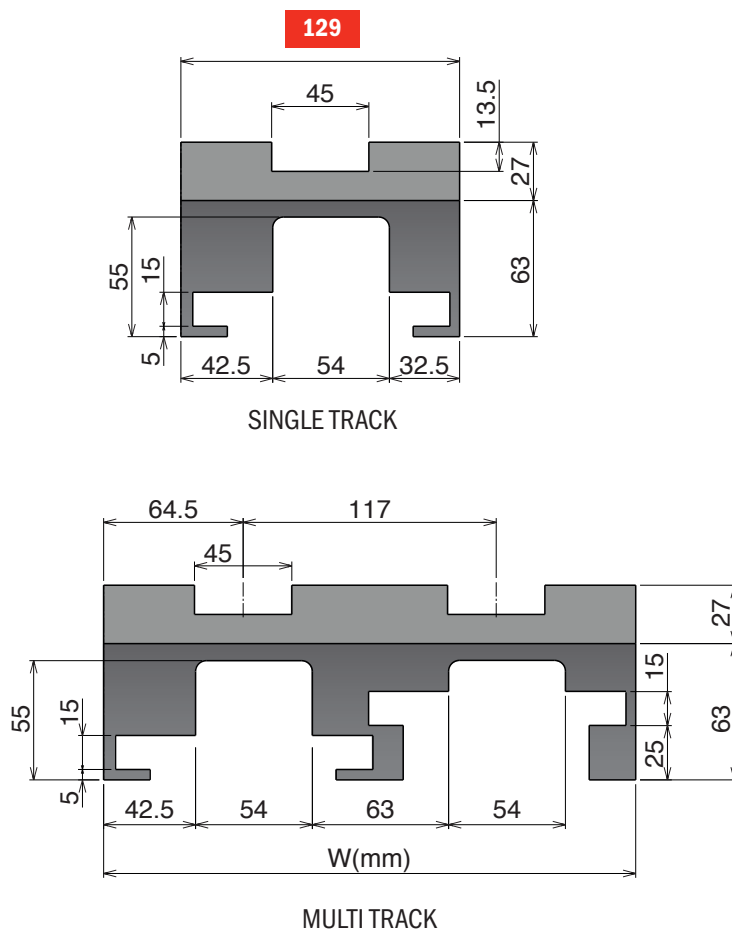
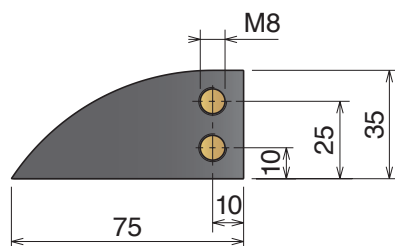
Curva Larghezza Base = 129 mm; Passo = 117 mm

Curve Basic Width = 129 mm; Pitch = 117 mm

Kurve Basisbreite = 129 mm; Teilung = 117 mm







Available in **BluLub**®



Upper part available, on request, also in **BluLub**® and for abrasive applications.

Magnetic System

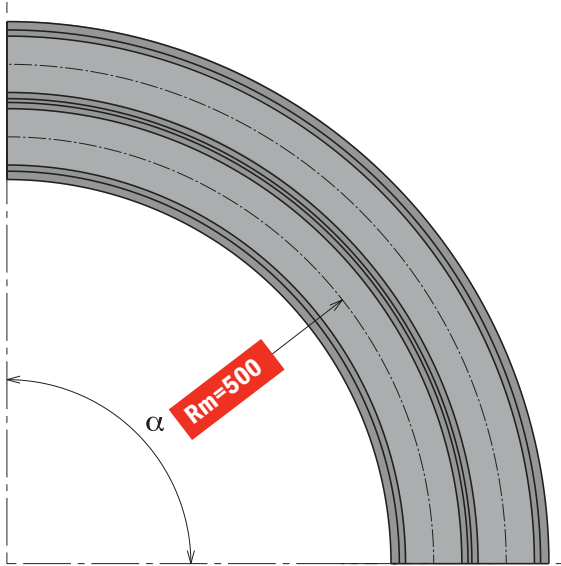
Part	Article-Nr.	Tracks	W	Material
736	73613614	1	129	 Standard codes on table  add "B" for BluLub ®  add "C" for abrasive
736	73613624	2	246	
736	73613634	3	363	
736	73613644	4	480	
Part	Article-Nr.	Tracks	W	Material
736	73613614RS	1	129	 RS add "RS" for RS-version
736	73613624RS	2	246	
736	73613634RS	3	363	
736	73613644RS	4	480	

520 M MA7 Series

Chain Reference


520 M - K330

Curva Larghezza Base = 100 mm; Passo = 85 mm
 Curve Basic Width = 100 mm; Pitch = 85 mm
 Kurve Basisbreite = 100 mm; Teilung = 85 mm

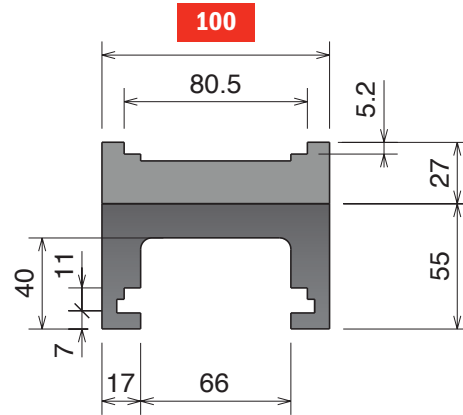
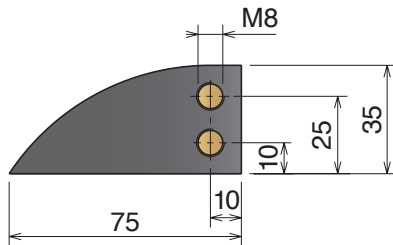


IN & OUT
 AVAILABLE ALSO
 125 mm - 100 mm - 50 mm

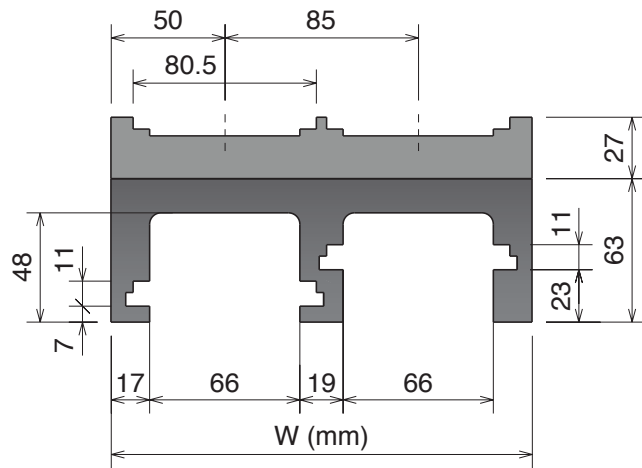
85



Available in
BluLub






SINGLE TRACK



MULTI TRACK

Upper part available, on request,
 also in **BluLub**
 and for abrasive applications.

Magnetic System

Part	α 15°	α 30°	α 45°	α 60°	α 75°	α 90°	Tracks	W	Material
750	75011110	75011210	75011310	75011410	75011510	75011610	1	100	 Standard codes on table
750	75011120	75011220	75011320	75011420	75011520	75011620	2	185	
750	75011130	75011230	75011330	75011430	75011530	75011630	3	270	 add "B" for BluLub
750	75011140	75011240	75011340	75011440	75011540	75011640	4	355	
750	75011150	75011250	75011350	75011450	75011550	75011650	5	440	 add "C" for abrasive
750	75011160	75011260	75011360	75011460	75011560	75011660	6	525	
750	75011170	75011270	75011370	75011470	75011570	75011670	7	610	
750	75011180	75011280	75011380	75011480	75011580	75011680	8	695	

520 M MA6 Series

Curve magnetiche, Tab & Bevel / Magnetic, Tab & Bevel corner tracks / Kurvenführungen Magnet, Tab & Bevel Version

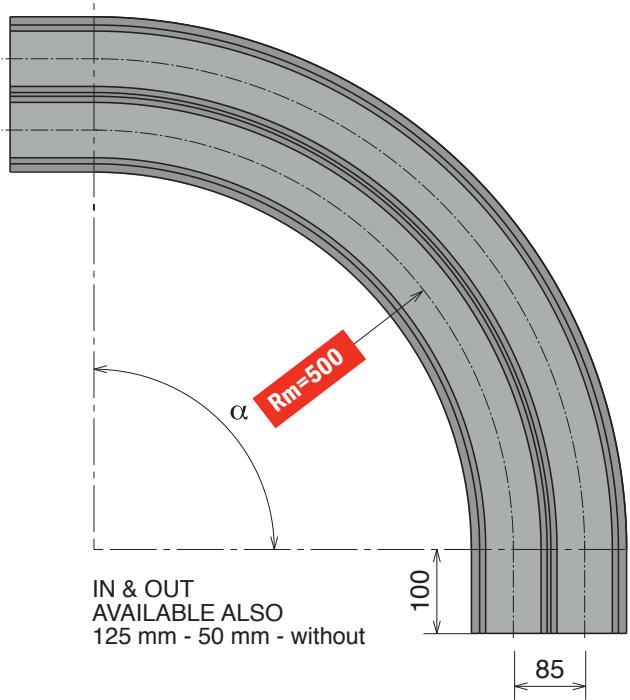
Materiale / Material / Materialien:
 Polietilene UHMW-PE
 Polyethylene UHMW-PE
 Polyäthylen UHMW-PE

520 M MA6 Series


Chain Reference

520 M - K330

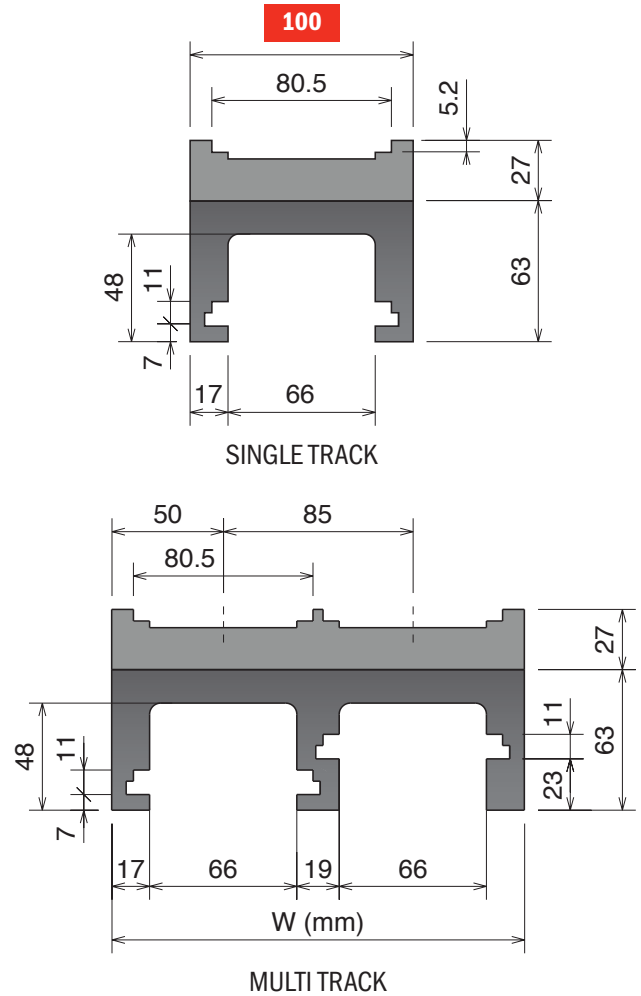
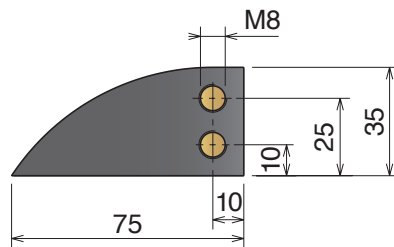
Curva Larghezza Base = 100 mm; Passo = 85 mm
 Curve Basic Width = 100 mm; Pitch = 85 mm
 Kurve Basisbreite = 100 mm; Teilung = 85 mm



IN & OUT
 AVAILABLE ALSO
 125 mm - 50 mm - without



Available in
BluLub®



Magnetic System

Upper part available, on request,
 also in **BluLub®**
 and for abrasive applications.


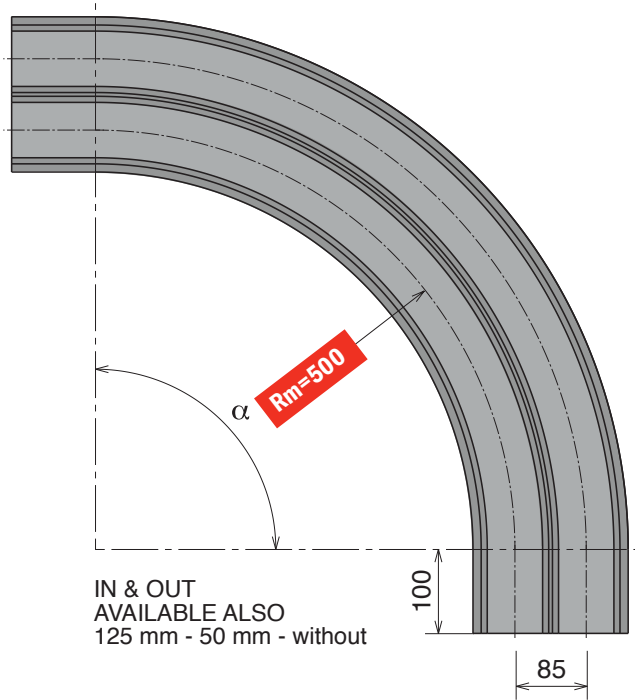
Part	α 15°	α 30°	α 45°	α 60°	α 75°	α 90°	Tracks	W	Material
750	75011114	75011214	75011314	75011414	75011514	75011614	1	100	Standard codes on table
750	75011124	75011224	75011324	75011424	75011524	75011624	2	185	
750	75011134	75011234	75011334	75011434	75011534	75011634	3	270	add "B" for BluLub®
750	75011144	75011244	75011344	75011444	75011544	75011644	4	355	
750	75011154	75011254	75011354	75011454	75011554	75011654	5	440	add "C" for abrasive
750	75011164	75011264	75011364	75011464	75011564	75011664	6	525	
750	75011174	75011274	75011374	75011474	75011574	75011674	7	610	
750	75011184	75011284	75011384	75011484	75011584	75011684	8	695	

520 M MA4 Series

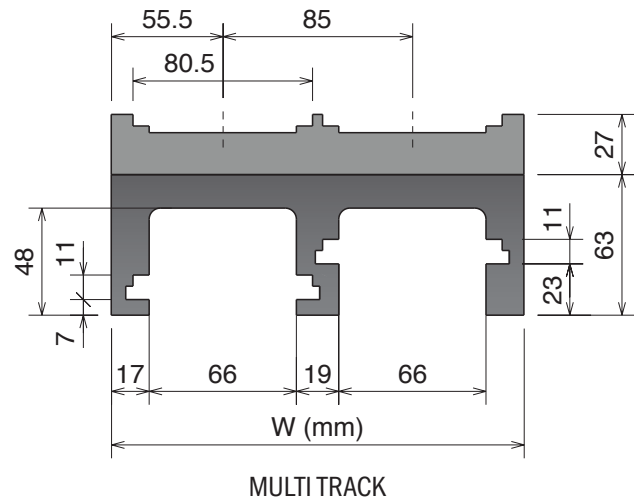
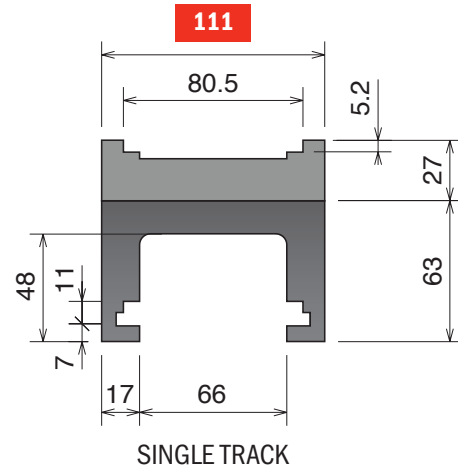
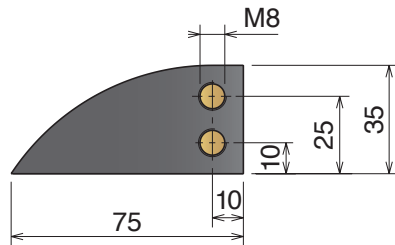
Chain Reference

520 M - K330

Curva Larghezza Base = 111mm; Passo = 85 mm
 Curve Basic Width = 111 mm; Pitch = 85 mm
 Kurve Basisbreite = 111 mm; Teilung = 85 mm



Available in
BluLub®



Upper part available, on request,
 also in **BluLub®**
 and for abrasive applications.

Magnetic System

Part	α 15°	α 30°	α 45°	α 60°	α 75°	α 90°	Tracks	W	Material
751	75111114	75111214	75111314	75111414	75111514	75111614	1	111	Standard codes on table
751	75111124	75111224	75111324	75111424	75111524	75111624	2	196	
751	75111134	75111234	75111334	75111434	75111534	75111634	3	281	add "B" for BluLub®
751	75111144	75111244	75111344	75111444	75111544	75111644	4	366	
751	75111154	75111254	75111354	75111454	75111554	75111654	5	451	add "C" for abrasive
751	75111164	75111264	75111364	75111464	75111564	75111664	6	536	
751	75111174	75111274	75111374	75111474	75111574	75111674	7	621	add "C" for abrasive
751	75111184	75111284	75111384	75111484	75111584	75111684	8	706	

520 M MA8 Series

Curve magnetiche, Tab & Bevel / Magnetic, Tab & Bevel corner tracks / Kurvenführungen Magnet, Tab & Bevel Version

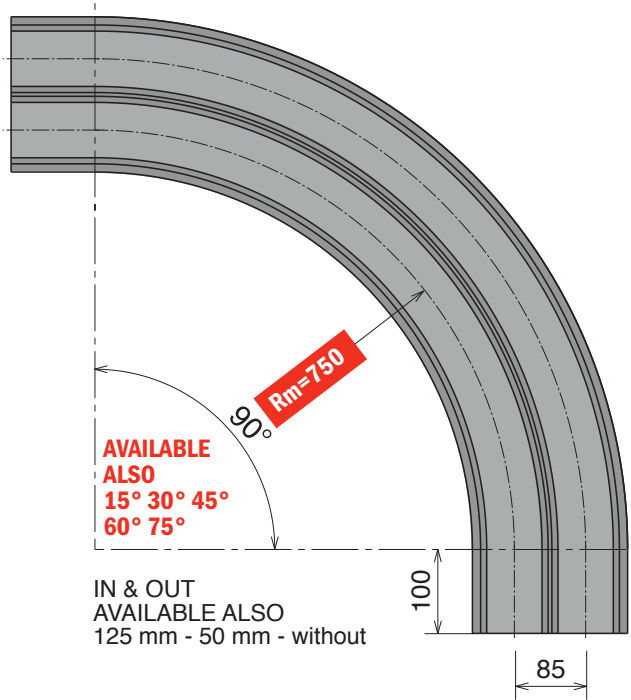
Materiale / Material / Materialien:
 Polietilene UHMW-PE
 Polyethylene UHMW-PE
 Polyäthylen UHMW-PE

520 M MA8 Series

Chain Reference


520 M - K330

Curva Larghezza Base = 100 mm; Passo = 85 mm
 Curve Basic Width = 100 mm; Pitch = 85 mm
 Kurve Basisbreite = 100 mm; Teilung = 85 mm

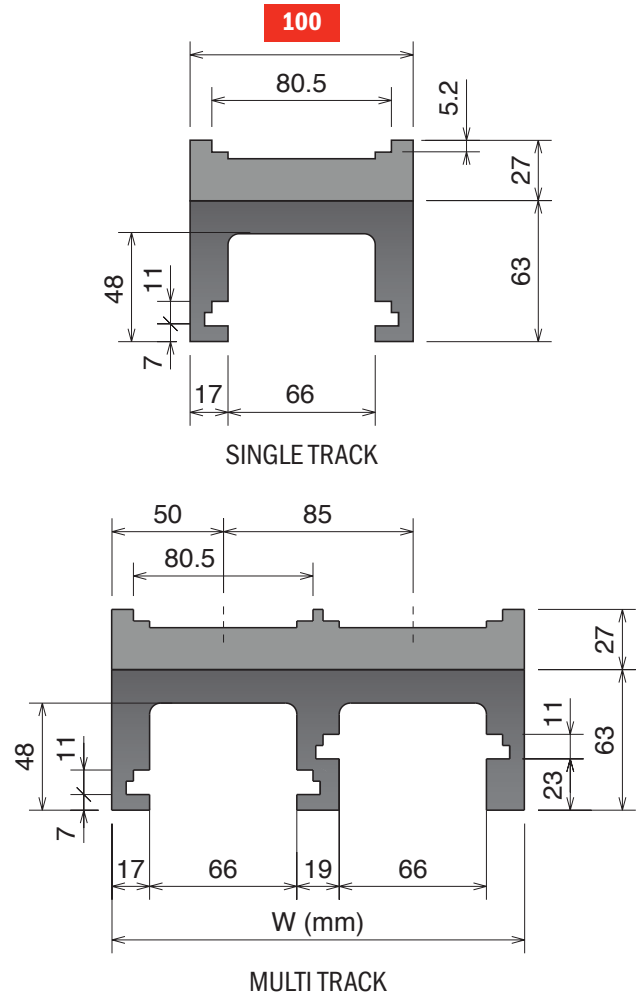
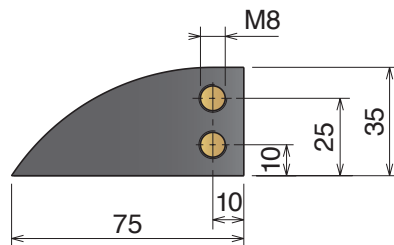


AVAILABLE ALSO
 15° 30° 45°
 60° 75°

IN & OUT
 AVAILABLE ALSO
 125 mm - 50 mm - without






Available in
BluLub®



Upper part available, on request,
 also in **BluLub®**
 and for abrasive applications.

Magnetic System

Part	Article-Nr.	Tracks	W	Material
750	75016614	1	100	 Standard codes on table
750	75016624	2	185	
750	75016634	3	270	 add "B" for BluLub®
750	75016644	4	355	
750	75016654	5	440	 add "C" for abrasive
750	75016664	6	525	
750	75016674	7	610	
750	75016684	8	695	

520 M MA42 Series


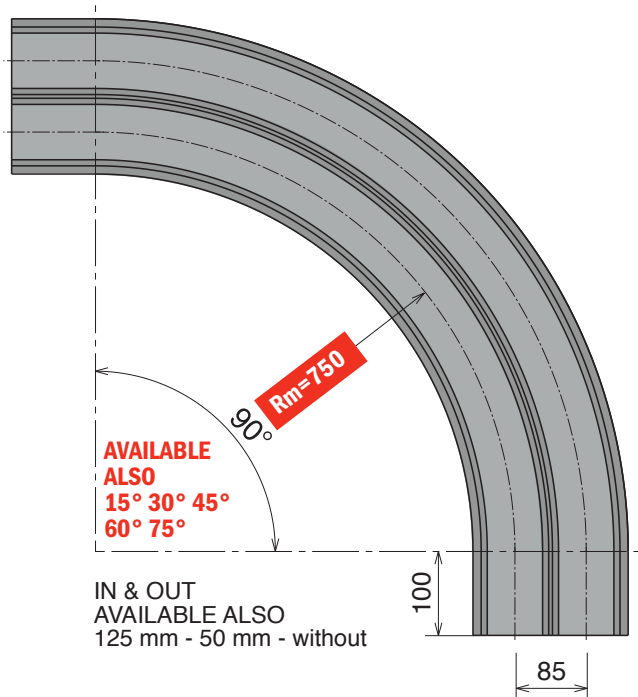
Chain Reference

520 M - K330

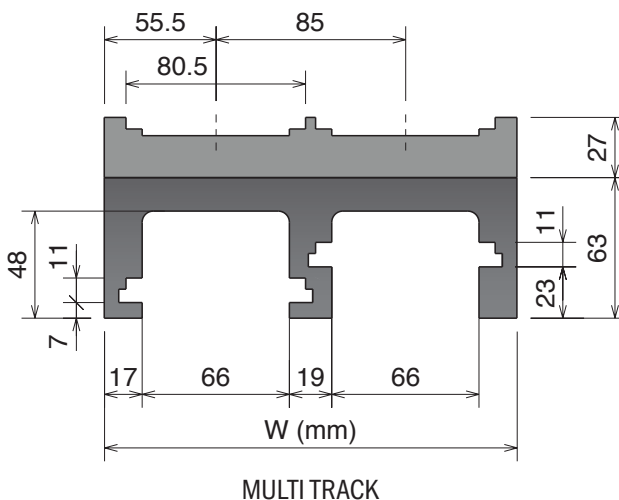
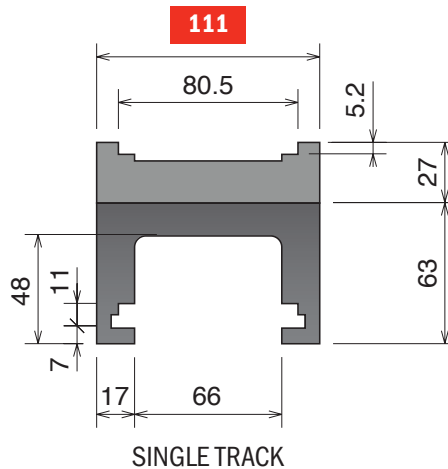
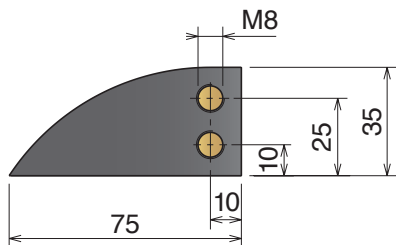
Curva Larghezza Base = 111 mm; Passo = 85 mm

Curve Basic Width = 111 mm; Pitch = 85 mm

Kurve Basisbreite = 111 mm; Teilung = 85 mm



Available in
BluLub®



Upper part available, on request,
 also in **BluLub®**
 and for abrasive applications.

Magnetic System

Part	Article-Nr.	Tracks	W	Material
751	75116614	1	111	Standard codes on table
751	75116624	2	196	
751	75116634	3	281	add "B" for BluLub®
751	75116644	4	366	
751	75116654	5	451	add "C" for abrasive
751	75116664	6	536	
751	75116674	7	621	
751	75116684	8	706	

520 M MA43 Series

Curve magnetiche, Tab & Bevel / Magnetic, Tab & Bevel corner tracks / Kurvenführungen Magnet, Tab & Bevel Version

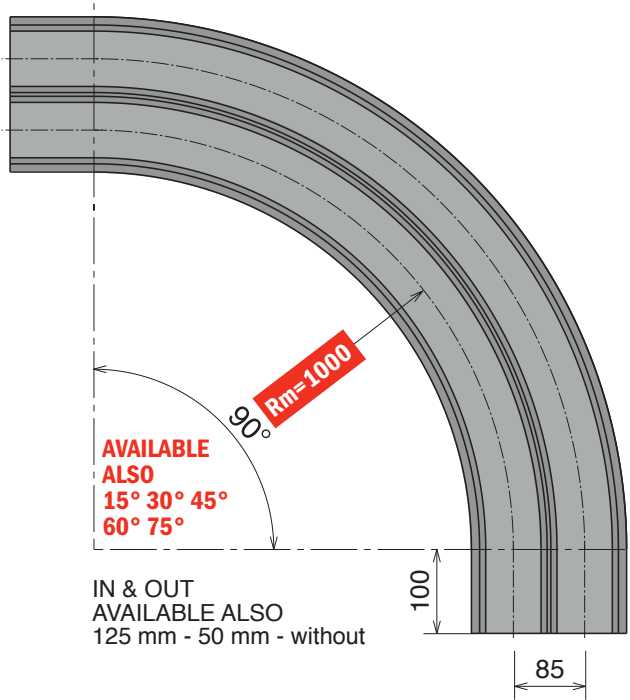
Materiale / Material / Materialien:
 Polietilene UHMW-PE
 Polyethylene UHMW-PE
 Polyäthylen UHMW-PE

520 M MA43 Series

Chain Reference


520 M - K330

Curva Larghezza Base = 111 mm; Passo = 85 mm
 Curve Basic Width = 111 mm; Pitch = 85 mm
 Kurve Basisbreite = 111 mm; Teilung = 85 mm

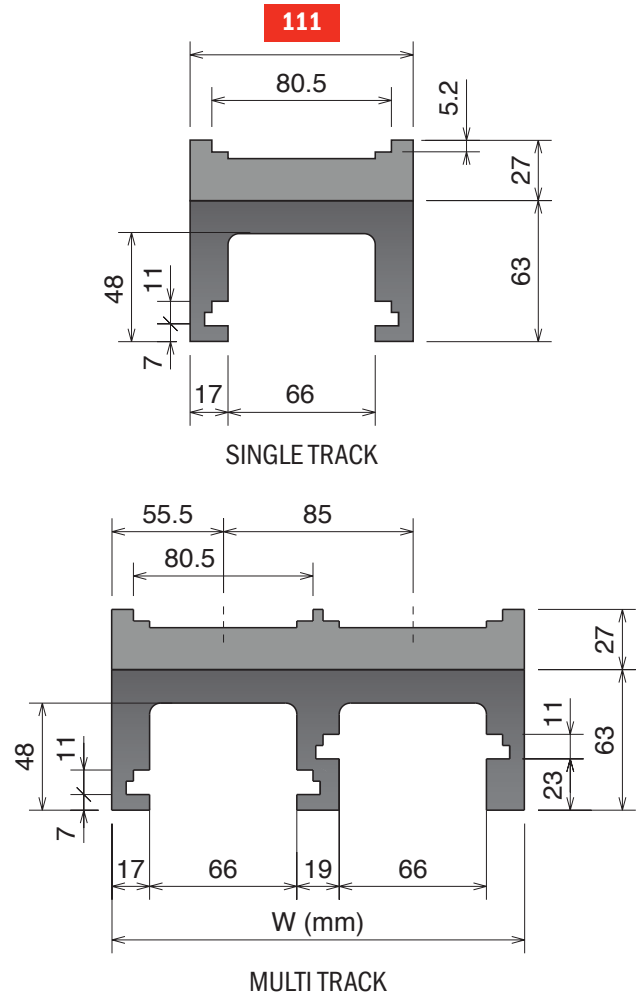
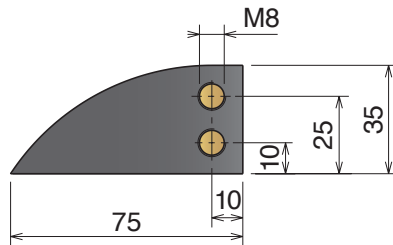


AVAILABLE ALSO
 15° 30° 45°
 60° 75°

IN & OUT
 AVAILABLE ALSO
 125 mm - 50 mm - without



Available in
BluLub®



Upper part available, on request,
 also in **BluLub®**
 and for abrasive applications.

Magnetic System

Part	Article-Nr.	Tracks	W	Material
751	75119614	1	111	Standard codes on table
751	75119624	2	196	
751	75119634	3	281	add "B" for BluLub®
751	75119644	4	366	
751	75119654	5	451	add "C" for abrasive
751	75119664	6	536	
751	75119674	7	621	
751	75119684	8	706	

520 M MA5D Series

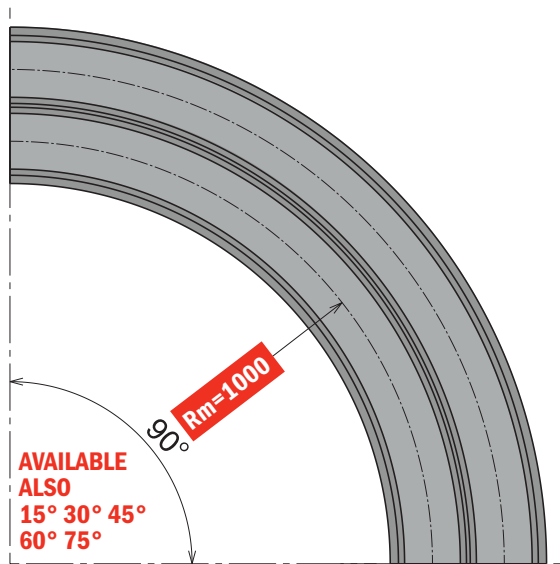
Chain Reference

520 M - K330


Curva Larghezza Base = 100 mm; Passo = 85 mm

Curve Basic Width = 100 mm; Pitch = 85 mm

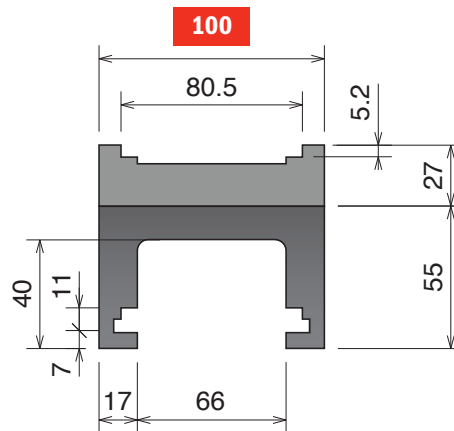
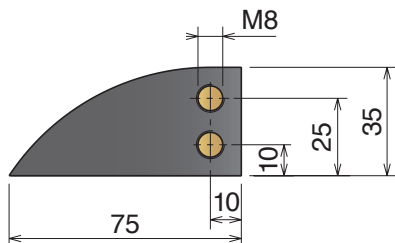
Kurve Basisbreite = 100 mm; Teilung = 85 mm



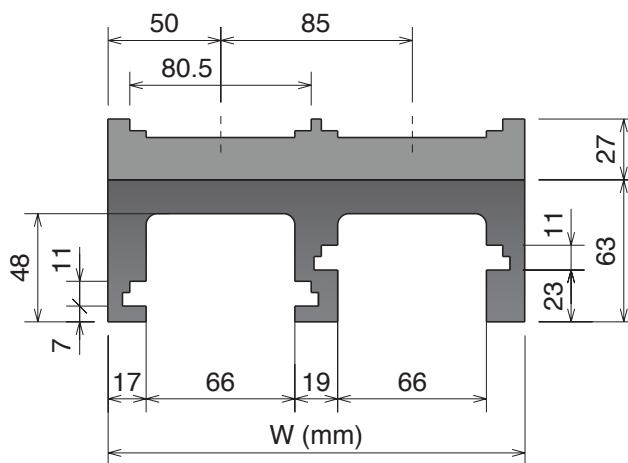
IN & OUT
 AVAILABLE ALSO
 125 mm - 100 mm - 50 mm



Available in
BluLub®






SINGLE TRACK



MULTI TRACK

Upper part available, on request,
 also in **BluLub®**
 and for abrasive applications.

Magnetic System

Part	Article-Nr.	Tracks	W	Material
750	75019610	1	100	 Standard codes on table
750	75019620	2	185	
750	75019630	3	270	 add "B" for BluLub®
750	75019640	4	355	
750	75019650	5	440	 add "C" for abrasive
750	75019660	6	525	
750	75019670	7	610	
750	75019680	8	695	

550 M

Curve magnetiche, Tab & Bevel / Magnetic, Tab & Bevel corner tracks / Kurvenführungen Magnet, Tab & Bevel Version

Materiale / Material / Materialien:
 Polietilene UHMW-PE
 Polyethylene UHMW-PE
 Polyäthylen UHMW-PE

550 M

New


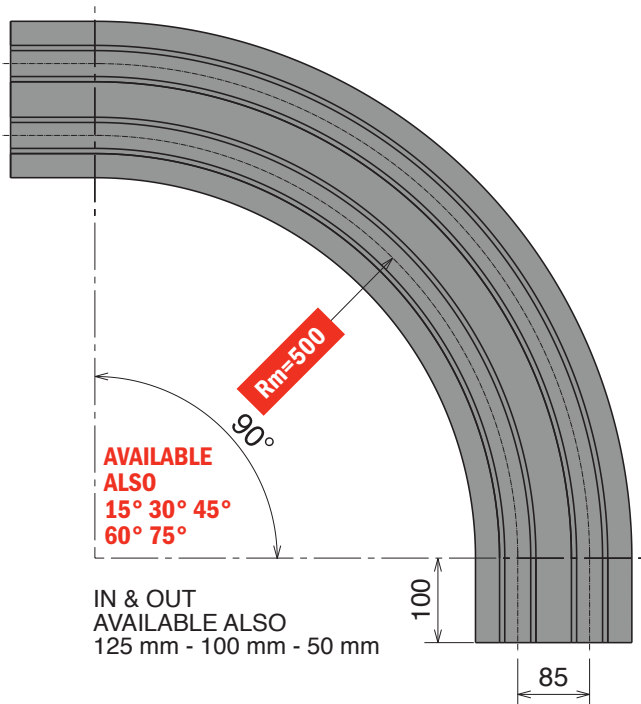
Chain Reference

550 M - K330

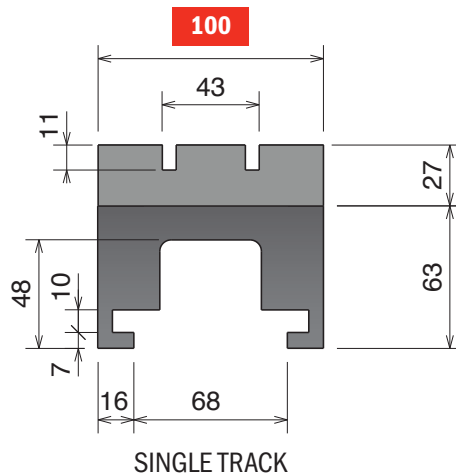
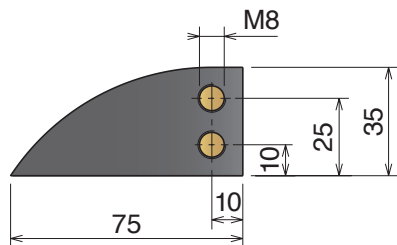
Curva Larghezza Base = 100 mm; Passo = 85 mm

Curve Basic Width = 100 mm; Pitch = 85 mm

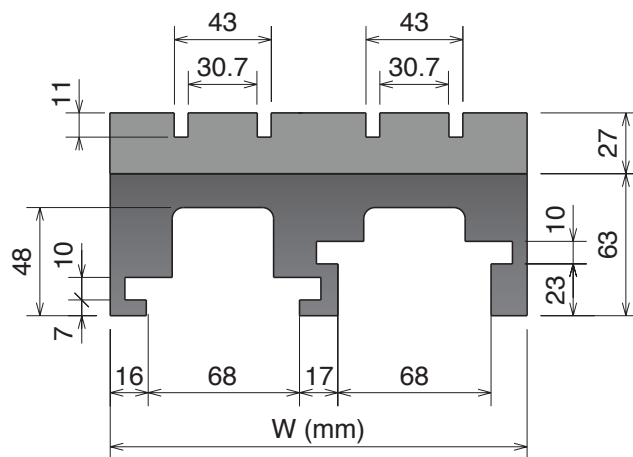
Kurve Basisbreite = 100 mm; Teilung = 85 mm



Available in
BluLub®






SINGLE TRACK




MULTI TRACK

Upper part available, on request,
 also in **BluLub®**
 and for abrasive applications.

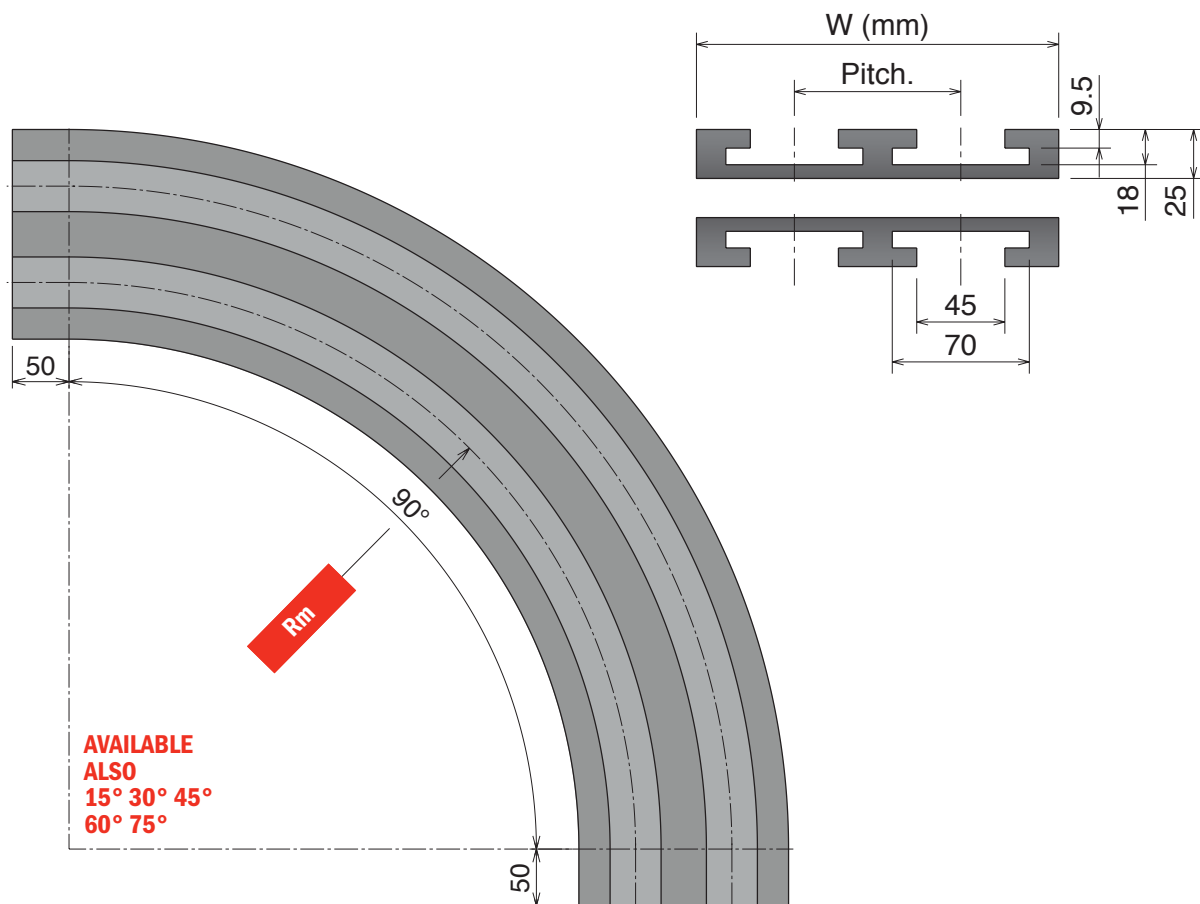
Magnetic System

Part	α 90°	Tracks	W	Material
752	75211614	1	100	 Standard codes on table
752	75211624	2	185	
752	75211634	3	270	 add "B" for BluLub®
752	75211644	4	355	
752	75211654	5	440	 add "C" for abrasive
752	75211664	6	525	
752	75211674	7	610	
752	75211684	8	695	

Part	α 90°	Tracks	W	Material
752	75211614RS	1	100	 RS add "RS" for RS-version
752	75211624RS	2	185	
752	75211634RS	3	270	
752	75211644RS	4	355	
752	75211654RS	5	440	
752	75211664RS	6	525	
752	75211674RS	7	610	
752	75211684RS	8	695	

878-880-881 TAB-260 TAB




Chain Reference	878 TAB - K325/K450	880-881 TAB - K325/K450/K750	260 TAB - K330/K450
-----------------	---------------------	------------------------------	---------------------



AVAILABLE
 ALSO
 15° 30° 45°
 60° 75°

Tab System

Upper part available, on request,
 also in **BluLub®**
 and for abrasive applications.

Part	Rm 500	Rm 610	Rm 800	Rm 1000	Tracks	W	Pitch	Material
K325								
720	72021612	72023612	72027612	72029612	1	100	85	 Standard codes on table  add "B" for BluLub®  add "C" for abrasive
720	72021622	72023622	72027622	72029622	2	185		
720	72021632	72023632	72027632	72029632	3	270		
720	72021642	72023642	72027642	72029642	4	355		
720	72021652	72023652	72027652	72029652	5	440		
720	72021662	72023662	72027662	72029662	6	525		
K450								
721	72121612	72123612	72127612	72129612	1	130	120	
721	72121622	72123622	72127622	72129622	2	250		
721	72121632	72123632	72127632	72129632	3	370		
721	72121642	72123642	72127642	72129642	4	490		
721	72121652	72123652	72127652	72129652	5	610		
721	72121662	72123662	72127662	72129662	6	730		
K750								
722	72221612	72223612	72227612	72229612	1	200	195	
722	72221622	72223622	72227622	72229622	2	395		
722	72221632	72223632	72227632	72229632	3	590		
722	72221642	72223642	72227642	72229642	4	785		

882 TAB

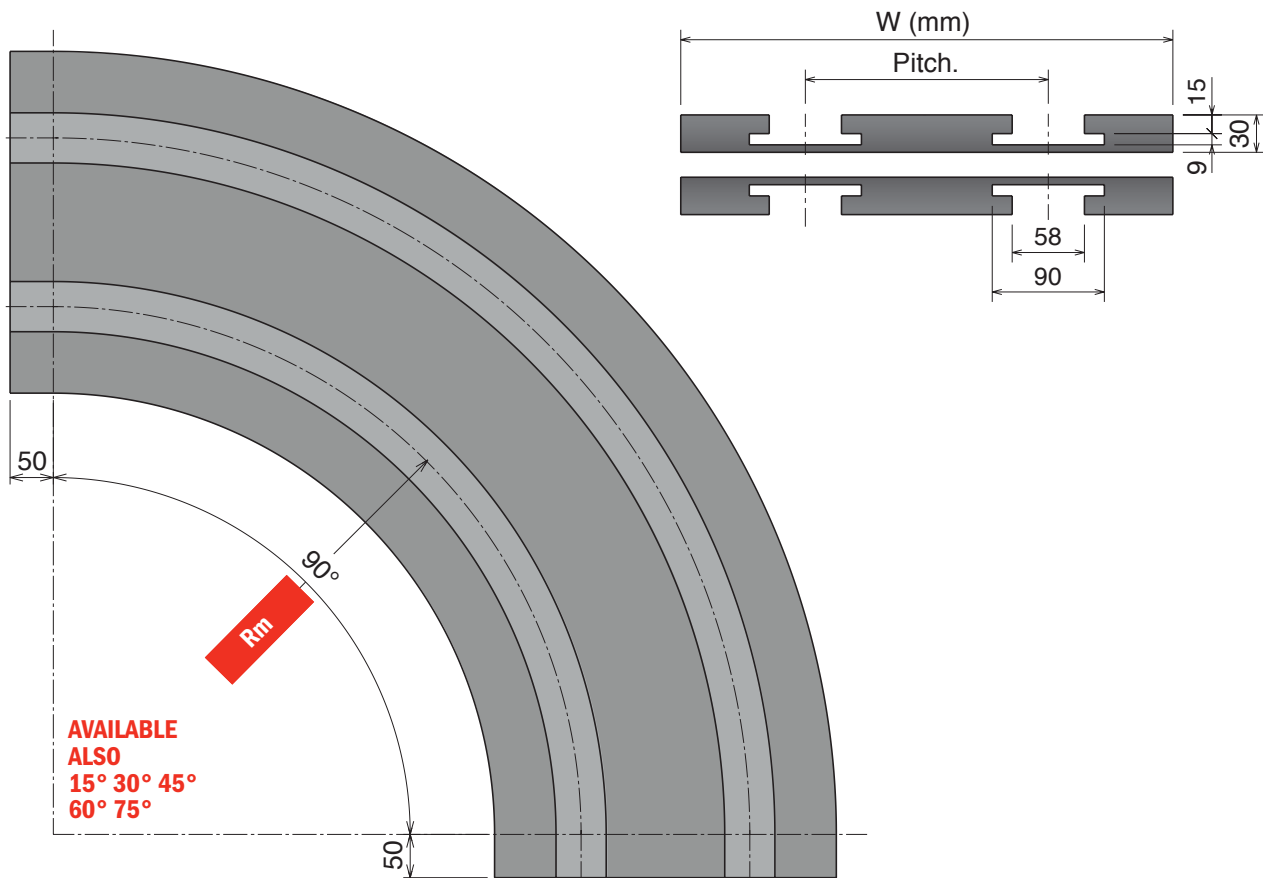
Curve magnetiche, Tab & Bevel / Magnetic, Tab & Bevel corner tracks / Kurvenführungen Magnet, Tab & Bevel Version

Materiale / Material / Materialien:
 Polietilene UHMW-PE
 Polyethylene UHMW-PE
 Polyäthylen UHMW-PE

882 TAB

Chain Reference













882 TAB - K450/K750/K1000/K1200



AVAILABLE ALSO
 15° 30° 45°
 60° 75°

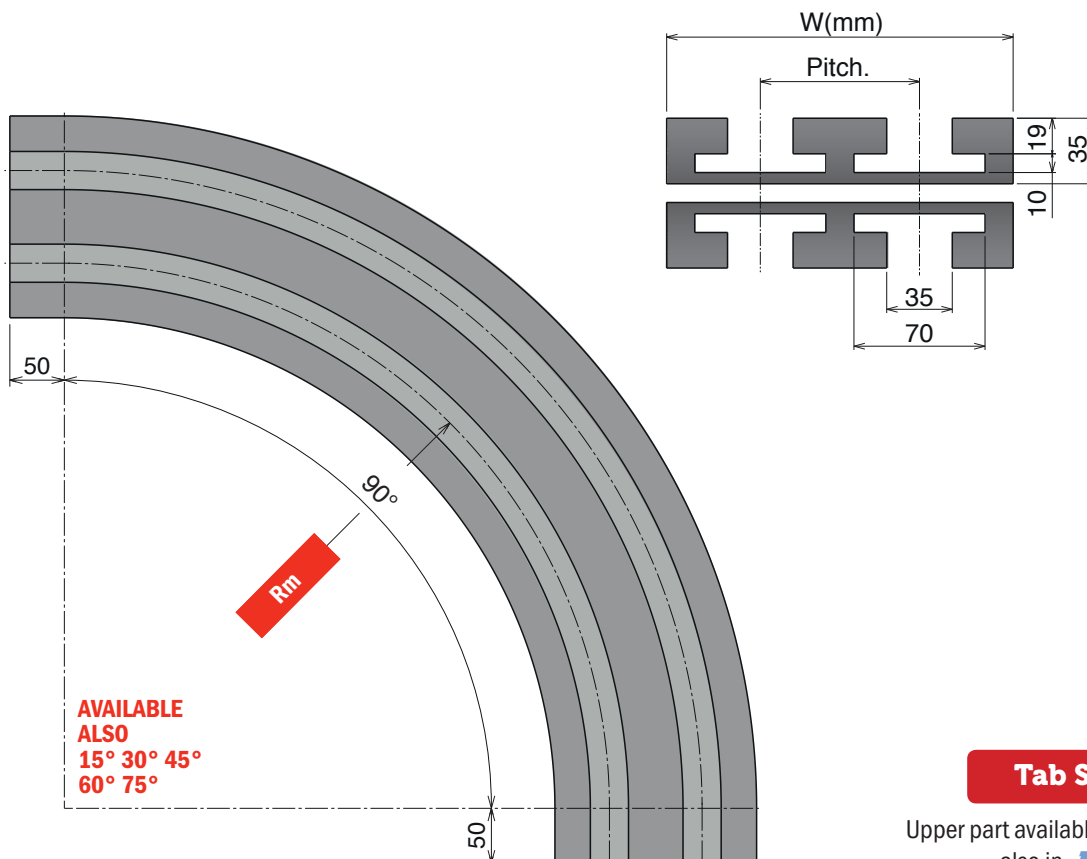
Tab System

Upper part available, on request, also in **BluLub®** and for abrasive applications.

Part	Rm 610	Rm 800	Rm 1000	Tracks	W	Pitch	Material
K450							
727	72723612	72727612	72729612	1	130	120	 Standard codes on table  add " B " for BluLub®  add " C " for abrasive
727	72723622	72727622	72729622	2	250		
727	72723632	72727632	72729632	3	370		
727	72723642	72727642	72729642	4	490		
K750							
723	72323612	72327612	72329612	1	200	195	 Standard codes on table  add " B " for BluLub®  add " C " for abrasive
723	72323622	72327622	72329622	2	395		
723	72323632	72327632	72329632	3	590		
723	72323642	72327642	72329642	4	785		
K1000							
724	72423612	72427612	72429612	1	270	260	 Standard codes on table  add " B " for BluLub®  add " C " for abrasive
724	72423622	72427622	72429622	2	530		
724	72423632	72427632	72429632	3	790		
724	72423642	72427642	72429642	4	1050		
K1200							
725	72523612	72527612	72529612	1	320	310	 Standard codes on table  add " B " for BluLub®  add " C " for abrasive
725	72523622	72527622	72529622	2	630		
725	72523632	72527632	72529632	3	940		
725	72523642	72527642	72529642	4	1250		

1873-1874 TAB




Chain Reference 1873 TAB-1874 TAB - K325/K450/K600/K750/K1000/K1200



AVAILABLE
 ALSO
 15° 30° 45°
 60° 75°

Tab System

Upper part available, on request,
 also in **BluLub**
 and for abrasive applications.

Part	Rm 500	Rm 610	Rm 800	Rm 1000	Tracks	W	Pitch	Material
K325								
726	72621612	72623612	72627612	72629612	1	100	85	 Standard codes on table add "B" for BluLub 
726	72621622	72623622	72627622	72629622	2	185		
726	72621632	72623632	72627632	72629632	3	270		
726	72621642	72623642	72627642	72629642	4	355		
K450								
728	72821612	72823612	72827612	72829612	1	130	120	 add "C" for abrasive
728	72821622	72823622	72827622	72829622	2	250		
728	72821632	72823632	72827632	72829632	3	370		
728	72821642	72823642	72827642	72829642	4	490		
K600								
729	72921612	72923612	72927612	72929612	1	170	160	
729	72921622	72923622	72927622	72929622	2	330		
729	72921632	72923632	72927632	72929632	3	490		
729	72921642	72923642	72927642	72929642	4	650		
K750								
737	73721612	73723612	73727612	73729612	1	200	195	
737	73721622	73723622	73727622	73729622	2	395		
737	73721632	73723632	73727632	73729632	3	590		
737	73721642	73723642	73727642	73729642	4	785		
K1000								
738	73821612	73823612	73827612	73829612	1	270	260	
738	73821622	73823622	73827622	73829622	2	530		
K1200								
739	73921612	73923612	73927612	73929612	1	320	310	
739	73921622	73923622	73927622	73929622	2	630		

1843 TAB

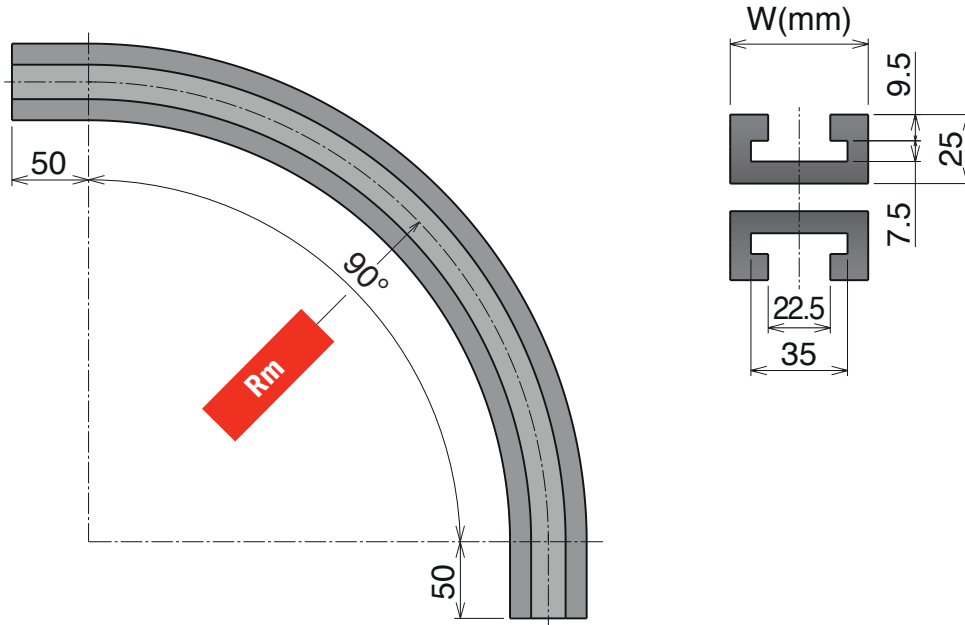
Curve magnetiche, Tab & Bevel / Magnetic, Tab & Bevel corner tracks / Kurvenführungen Magnet, Tab & Bevel Version

Materiale / Material / Materialien:
 Polietilene UHMW-PE
 Polyethylene UHMW-PE
 Polyäthylen UHMW-PE

1843 TAB


Chain Reference


1843 TAB - K125/K200




Tab System

Upper part available, on request,
 also in **BluLub®**
 and for abrasive applications.

Part	Rm 300	Rm 500	Tracks	W	Material
K125					
740	74020612	74021612	1	50	 Standard codes on table
K200					
741	74120612	74121612	1	70	 add " B " for BluLub®


 add "**C**"
 for abrasive

 **Materiale / Material / Materialien:**
 Polietilene UHMW-PE
 Polyethylene UHMW-PE
 Polyäthylen UHMW-PE

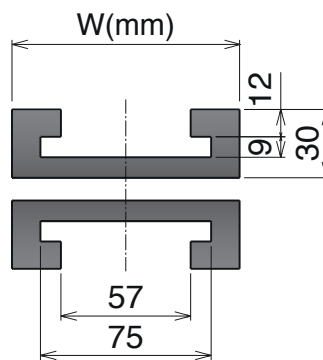
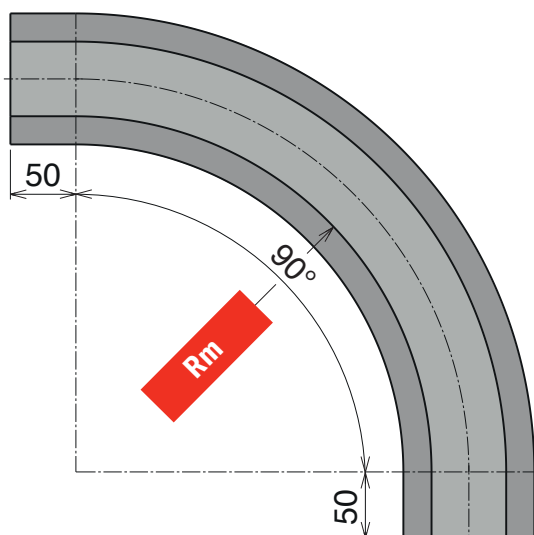
1701 TAB-1706 TAB

Curve magnetiche, Tab & Bevel / Magnetic, Tab & Bevel corner tracks / Kurvenführungen Magnet, Tab & Bevel Version

1701 TAB-1706 TAB


Chain Reference

1701 TAB - 1701 TAB OP- 1706 TAB - K55



Tab System

Upper part available, on request, also in **BluLub®** and for abrasive applications.

Part	Rm 250	Rm 500	Tracks	W	Material
K55					
742	74220612	74221612	1	100	 Standard codes on table



add "B" for **BluLub®**



add "C" for abrasive

880-881 B

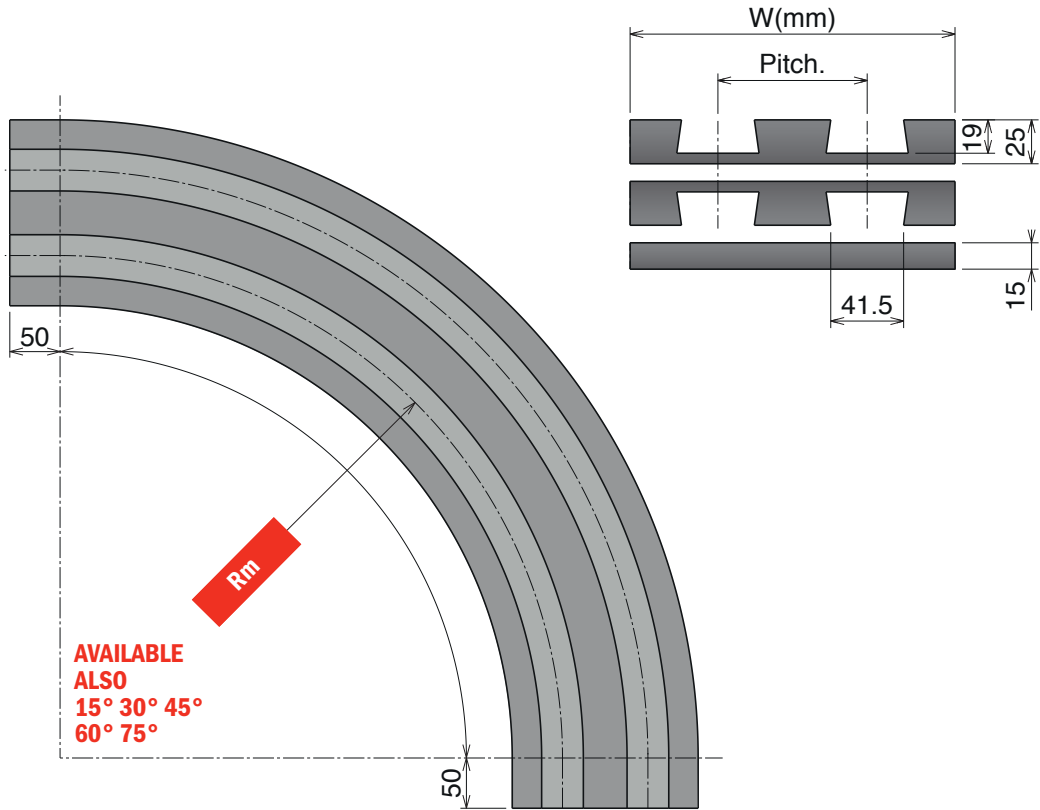
Curve magnetiche, Tab & Bevel / Magnetic, Tab & Bevel corner tracks / Kurvenführungen Magnet, Tab & Bevel Version

Materiale / Material / Materialien:
 Polietilene UHMW-PE
 Polyethylene UHMW-PE
 Polyäthylen UHMW-PE

880-881 B

Chain Reference

880 B-881 B - K325




AVAILABLE
 ALSO
 15° 30° 45°
 60° 75°

Bevel System

Upper part available, on request,
 also in **BluLub®**
 and for abrasive applications.

Part	Rm 500	Rm 610	Rm 800	Rm 1000	Tracks	W	Pitch	Material
K325								
770	77031612	77033612	77037612	77039612	1	100	85	Standard codes on table
770	77031622	77033622	77037622	77039622	2	185		
770	77031632	77033632	77037632	77039632	3	270		
770	77031642	77033642	77037642	77039642	4	355		
770	77031652	77033652	77037652	77039652	5	440		
770	77031662	77033662	77037662	77039662	6	525		

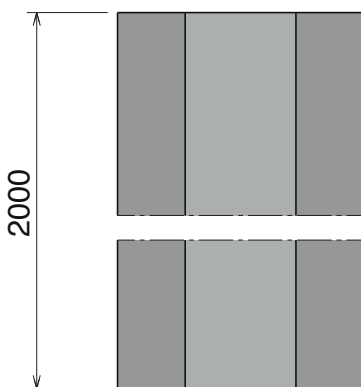
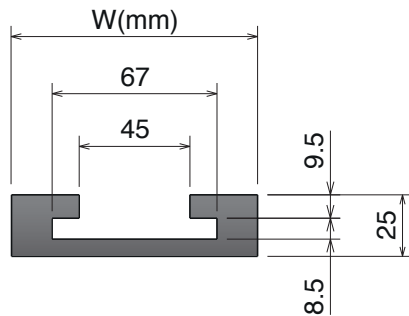


add "B" for
BluLub®
 add "C"
 for abrasive

878-880-881 TAB Straight track section

Chain Reference

880-881 TAB - K325/K450/K750



Tab System

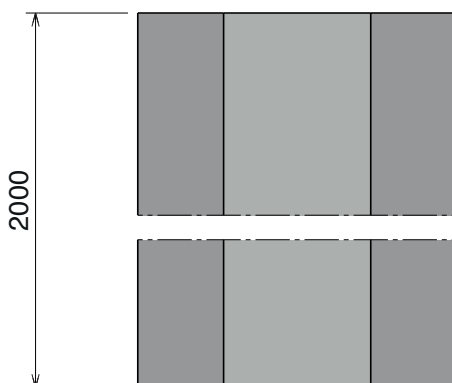
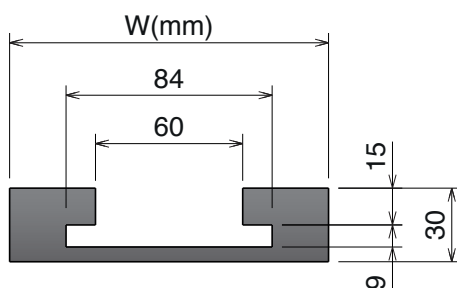
Upper part available, on request, also in **BluLub®** and for abrasive applications.

Part	Article-Nr.	W	Length	Material
K325				
790	79023010	100	2000	 Standard codes on table
K450				
790	79024010	130	2000	 add "B" for BluLub®
K750				
790	79026010	200	2000	 add "C" for abrasive

882 TAB Straight track section

Chain Reference

882 TAB - K450/K750/K1000/K1200



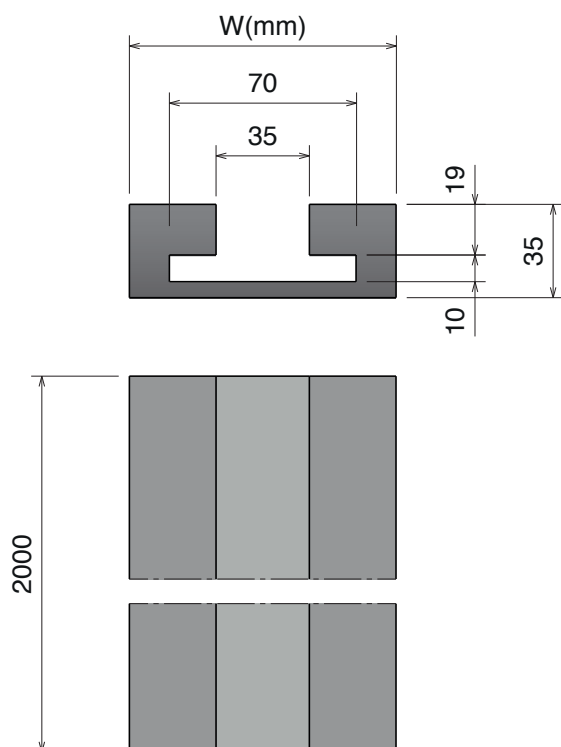
Tab System

Upper part available, on request, also in **BluLub®** and for abrasive applications.

Part	Article-Nr.	W	Length	Material
K450				
791	79124010	130	2000	 Standard codes on table
K750				
791	79126010	200	2000	 add "B" for BluLub®
K1000				
791	79127010	270	2000	 add "C" for abrasive
K1200				
791	79128010	320	2000	

1873-1874 TAB Straight track section

Chain Reference 1873 TAB-1874 TAB - K325/K450/K600/K750/K1000/K1200



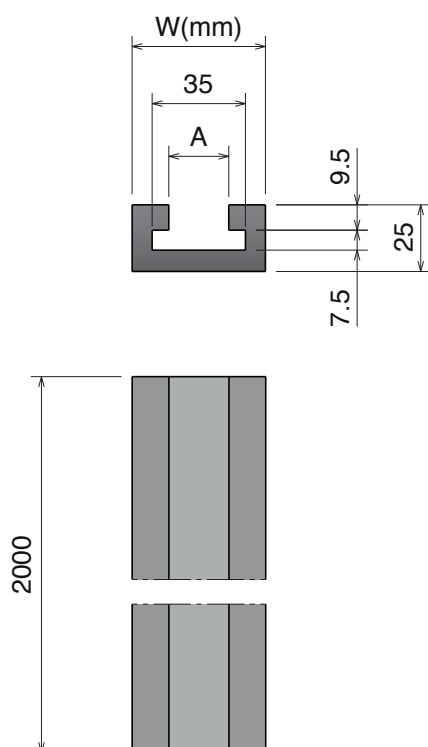
Tab System

Upper part available, on request, also in **BluLub**® and for abrasive applications.

Part	Article-Nr.	W	Length	Material
K325				
792	79223010	100	2000	 Standard codes on table
K450				
792	79224010	130	2000	 add "B" for BluLub ®
K600				
792	79225010	170	2000	 add "C" for abrasive
K750				
792	79226010	200	2000	
K1000				
792	79227010	270	2000	
K1200				
792	79228010	320	2000	




1843 TAB Straight track section

Chain Reference 1843 TAB - K125/K200



Tab System

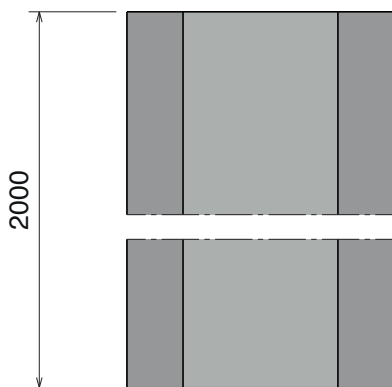
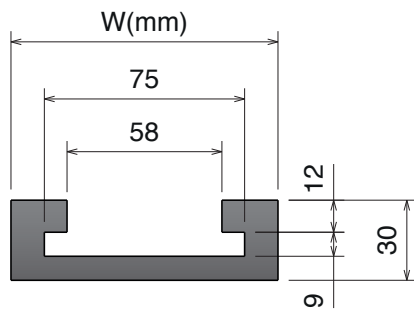
Upper part available, on request, also in **BluLub**® and for abrasive applications.

Part	Article-Nr.	W	A	Length	Material
K125					
793	79321010	50	22,5	2000	 Standard codes on table
K200					
793	79322010	70	22,3	2000	 add "B" for BluLub ®  add "C" for abrasive

1701 TAB-1706 TAB *Straight track section*


Chain Reference

1701 TAB - 1701 TAB OP- 1706 TAB - K55



Tab System

Upper part available, on request, also in **BluLub®** and for abrasive applications.

Part	Article-Nr.	W	Length	Material
K55				 Standard codes on table
794	79420010	100	2000	



add "**B**" for **BluLub®**



add "**C**" for abrasive