

Taper Bore Pulleys for SPB 'V' Belts

Catalogue No.	Pitch Circle Dia. Dm	Pulley Type	Taper Bush Size	Min. Bore d	Max. Bore d	Pulley Width B	Bore Length L	Hub Step K	Hub Step M	Hub Dia. N	Rim Dia. J	Approx Weight kg
SPB 1 Groove Pulleys												
SPB 90-1-1210	90	1	1210	11	32	25	25.4	-	-	-	-	1.00
SPB100-1-1610	100	1	1610	14	42	25	25.4	-	-	-	-	0.90
SPB106-1-1610	106	1	1610	14	42	25	25.4	-	-	-	-	1.00
SPB112-1-1610	112	1	1610	14	42	25	25.4	-	-	-	-	1.10
SPB118-1-1610	118	1	1610	14	42	25	25.4	-	-	92	-	1.30
SPB125-1-1610	125	1	1610	14	42	25	25.4	-	-	92	-	1.50
SPB132-1-1610	132	1	1610	14	42	25	25.4	-	-	92	-	1.80
SPB140-1-1610	140	1	1610	14	42	25	25.4	-	-	92	-	2.30
SPB150-1-1610	150	1	1610	14	42	25	25.4	-	-	92	-	2.70
SPB160-1-1610	160	1	1610	14	42	25	25.4	-	-	92	-	2.50
SPB170-1-1610	170	1	1610	14	42	25	25.4	-	-	92	-	2.90
SPB180-1-1610	180	1	1610	14	42	25	25.4	-	-	92	-	4.10
SPB190-1-2012	190	1	2012	14	50	25	31.8	-	7.0	112	-	4.60
SPB200-1-2012	200	1	2012	14	50	25	31.8	-	7.0	95	-	5.00
SPB212-1-2012	212	7	2012	14	50	25	31.8	-	7.0	95	-	4.20
SPB224-1-2012	224	1	2012	14	50	25	31.8	-	7.0	95	-	4.70
SPB236-1-2012	236	1	2012	14	50	25	31.8	-	7.0	95	198	5.00
SPB250-1-2012	250	1	2012	14	50	25	31.8	-	7.0	95	212	5.40
SPB280-1-2012	280	7	2012	14	50	25	31.8	-	7.0	95	242	6.10
SPB300-1-2012	300	7	2012	14	50	25	31.8	-	7.0	95	262	6.80
SPB315-1-2012	315	7	2012	14	50	25	31.8	-	7.0	95	277	7.20
SPB 2 Groove Pulleys												
SPB 90-2-1210	90	3	1210	11	32	44	25.4	18.5	-	-	52	1.20
SPB100-2-1610	100	3	1610	14	42	44	25.4	18.5	-	-	62	1.20
SPB112-2-1610	112	3	1610	14	42	44	25.4	18.5	-	-	75	1.50
SPB118-2-1610	118	3	1610	14	42	44	25.4	18.5	-	-	81	1.70
SPB125-2-2012	125	2	2012	14	50	44	31.8	-	12.0	-	85	1.90
SPB132-2-2012	132	2	2012	14	50	44	31.8	-	12.0	-	92	2.20
SPB140-2-2012	140	2	2012	14	50	44	31.8	-	12.0	-	100	2.70
SPB150-2-2012	150	2	2012	14	50	44	31.8	-	12.0	-	110	3.10
SPB160-2-2012	160	2	2012	14	50	44	31.8	-	12.0	-	114	2.90
SPB170-2-2012	170	2	2012	14	50	44	31.8	-	12.0	-	124	3.30
SPB180-2-2517	180	1	2517	19	65	44	44.5	-	0.5	-	134	4.50
SPB190-2-2517	190	1	2517	19	65	44	44.5	-	0.5	124	144	5.00
SPB200-2-2517	200	1	2517	19	65	44	44.5	-	0.5	124	154	5.40
SPB212-2-2517	212	1	2517	19	65	44	44.5	-	0.5	124	166	4.90
SPB224-2-2517	224	1	2517	19	65	44	44.5	-	0.5	124	178	5.30
SPB236-2-2517	236	1	2517	19	65	44	44.5	-	0.5	124	198	5.50
SPB250-2-2517	250	7	2517	19	65	44	44.5	0.5	0.5	124	-	5.50
SPB265-2-2517	265	7	2517	19	65	44	44.5	0.5	0.5	124	224	6.20
SPB280-2-2517	280	7	2517	19	65	44	44.5	0.5	0.5	124	242	6.80
SPB300-2-2517	300	7	2517	19	65	44	44.5	0.5	0.5	124	262	7.30
SPB315-2-2517	315	7	2517	19	65	44	44.5	0.5	0.5	124	269	7.80
SPB335-2-2517	335	7	2517	19	65	44	44.5	0.5	0.5	120	297	7.80
SPB355-2-3020	355	7	3020	25	75	44	51	3.5	3.5	159	309	8.70
SPB400-2-3020	400	7	3020	25	75	44	51	3.5	3.5	159	354	10.00
SPB450-2-3020	450	7	3020	25	75	44	51	3.5	3.5	159	410	12.10
SPB500-2-3020	500	7	3020	25	75	44	51	3.5	3.5	159	454	13.20
SPB560-2-3020	560	7	3020	25	75	44	51	3.5	3.5	159	525	16.50
SPB630-2-3020	630	7	3020	25	75	44	51	3.5	3.5	146	584	18.50
SPB710-2-3030	710	7	3030	25	75	44	76	16.0	16.0	145	670	23.00
SPB800-2-3535	800	7	3535	32	90	44	89	22.5	22.5	180	760	29.80
SPB 3 Groove Pulleys												
SPB100-3-1610	100	3	1610	14	42	63	25.4	37.5	-	-	62	1.70
SPB112-3-1610	112	3	1610	14	42	63	25.4	37.5	-	-	75	2.00
SPB118-3-1610	118	3	1610	14	42	63	25.4	37.5	-	-	81	2.30
SPB125-3-2012	125	2	2012	14	50	63	31.8	-	31.0	-	85	2.40
SPB132-3-2012	132	2	2012	14	50	63	31.8	-	31.0	-	92	2.80
SPB140-3-2012	140	2	2012	14	50	63	31.8	-	31.0	-	100	3.30
SPB150-3-2517	150	2	2517	19	65	63	44.5	-	18.5	-	110	3.90
SPB160-3-2517	160	2	2517	19	65	63	44.5	-	18.5	-	114	4.20
SPB170-3-2517	170	2	2517	19	65	63	44.5	-	18.5	-	124	4.90
SPB180-3-2517	180	2	2517	19	65	63	44.5	-	18.5	-	134	5.50
SPB190-3-2517	190	2	2517	19	65	63	44.5	-	18.5	-	144	6.30
SPB200-3-2517	200	2	2517	19	65	63	44.5	-	18.5	-	154	6.50
SPB212-3-2517	212	2	2517	19	65	63	44.5	-	18.5	-	166	6.00
SPB224-3-2517	224	2	2517	19	65	63	44.5	-	18.5	-	178	6.30
SPB236-3-2517	236	8	2517	19	65	63	44.5	-	18.5	-	198	7.00
SPB250-3-3020	250	2	3020	25	75	63	51	-	12.0	-	204	7.70
SPB265-3-3020	265	6	3020	25	75	63	51	6.0	6.0	159	224	8.00
SPB280-3-3020	280	8	3020	25	75	63	51	6.0	6.0	159	242	8.60
SPB300-3-3020	300	8	3020	25	75	63	51	6.0	6.0	159	262	9.20
SPB315-3-3020	315	8	3020	25	75	63	51	6.0	6.0	159	269	9.60
SPB335-3-3020	335	8	3020	25	75	63	51	6.0	6.0	145	297	10.50
SPB355-3-3020	355	8	3020	25	75	63	51	6.0	6.0	159	309	10.80
SPB400-3-3535	400	7	3535	32	90	63	89	13.0	13.0	178	354	18.30
SPB450-3-3535	450	7	3535	32	90	63	89	13.0	13.0	178	410	21.90
SPB500-3-3535	500	7	3535	32	90	63	89	13.0	13.0	178	454	23.10
SPB560-3-3535	560	7	3535	32	90	63	89	-	26.0	178	525	25.90
SPB630-3-3535	630	7	3535	32	90	63	89	13.0	13.0	178	584	28.90
SPB710-3-3535	710	7	3535	32	90	63	89	13.0	13.0	180	670	33.20
SPB800-3-3535	800	7	3535	32	90	63	89	13.0	13.0	180	760	36.70
SPB900-3-3535	900	7	3535	32	90	63	89	13.0	13.0	180	858	46.80
SPB1000-3-4040	1000	7	4040	40	100	63	102	19.5	19.5	216	958	56.50

Pulley Types

Pulley types referred to in the tables are as drawings shown below.




Figure 5




Figure 6

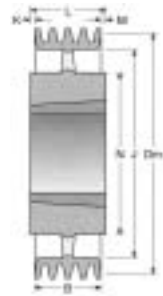


Figure 7

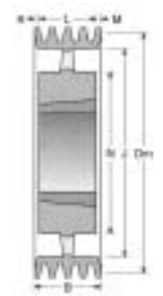


Figure 8

All dimensions in mm

For standard sizes of Taper Bore Bushes available refer to page 10

Tel +44 121 360 0155

Fax +44 121 325 1079

Email sales@crossmorse.com

Taper Bore Pulleys for SPB 'V' Belts

Catalogue No.	Pitch Circle Dia. Dm	Pulley Type	Taper Bush Size	Min. Bore d	Max. Bore d	Pulley Width B	Bore Length L	Hub Step K	Hub Step M	Hub Dia. N	Rim Dia. J	Approx Weight kg
SPB 4 Groove Pulleys												
SPB112-4-1610	112	3	1610	14	42	82	25.4	56.5	-	-	75	2.70
SPB118-4-2012	118	3	2012	14	50	82	31.8	50.0	-	-	81	2.80
SPB125-4-2012	125	4	2012	14	50	82	31.8	25.0	25.0	-	85	3.00
SPB132-4-2012	132	4	2012	14	50	82	31.8	25.0	25.0	-	92	3.40
SPB140-4-2517	140	2	2517	19	65	82	44.5	-	37.5	-	100	3.70
SPB150-4-2517	150	2	2517	19	65	82	44.5	-	37.5	-	110	4.40
SPB160-4-2517	160	4	2517	19	65	82	44.5	19.0	19.0	-	114	4.90
SPB170-4-2517	170	4	2517	19	65	82	44.5	19.0	19.0	-	124	5.70
SPB180-4-2517	180	4	2517	19	65	82	44.5	19.0	19.0	-	134	6.90
SPB190-4-2517	190	4	2517	19	65	82	44.5	19.0	19.0	-	144	7.60
SPB200-4-3020	200	2	3020	25	75	82	51	-	31.0	-	154	8.80
SPB212-4-3020	212	2	3020	25	75	82	51	-	31.0	-	166	9.80
SPB224-4-3020	224	2	3020	25	75	82	51	-	31.0	-	178	11.30
SPB236-4-3020	236	8	3020	25	75	82	51	15.5	15.5	-	198	14.50
SPB250-4-3020	250	2	3020	25	75	82	51	-	31.0	-	204	19.60
SPB265-4-3020	265	6	3020	25	75	82	51	15.5	15.5	159	224	9.50
SPB280-4-3020	280	6	3020	25	75	82	51	15.5	15.5	159	242	10.10
SPB300-4-3020	300	6	3020	25	75	82	51	15.5	15.5	159	262	14.30
SPB315-4-3535	315	5	3535	32	90	82	89	3.5	3.5	178	269	17.10
SPB335-4-3535	335	7	3535	32	90	82	89	3.5	3.5	178	297	18.30
SPB355-4-3535	355	7	3535	32	90	82	89	3.5	3.5	178	309	18.60
SPB375-4-3525	375	8	3525	32	90	82	65	8.5	8.5	178	335	16.50
SPB400-4-3535	400	7	3535	32	90	82	89	3.5	3.5	178	354	20.50
SPB425-4-3525	425	8	3525	32	90	82	65	8.5	8.5	178	381	19.50
SPB450-4-3535	450	7	3535	32	90	82	89	3.5	3.5	178	410	24.50
SPB475-4-3525	475	8	3525	32	90	82	65	8.5	8.5	178	431	22.50
SPB500-4-3535	500	7	3535	32	90	82	89	3.5	3.5	178	454	26.60
SPB530-4-3525	530	8	3525	32	90	82	65	8.5	8.5	178	484	24.50
SPB560-4-3535	560	7	3535	32	90	82	89	-	7.0	178	525	29.00
SPB630-4-3535	630	7	3535	32	90	82	89	3.5	3.5	178	584	33.30
SPB710-4-3535	710	7	3535	32	90	82	89	3.5	3.5	180	670	39.10
SPB800-4-4040	800	7	4040	40	100	82	102	10.0	10.0	216	760	48.80
SPB900-4-4040	900	7	4040	40	100	82	102	10.0	10.0	216	858	60.00
SPB1000-4-4040	1000	7	4040	40	100	82	102	10.0	10.0	216	958	66.50
SPB1250-4-4545	1250	7	4545	55	110	82	114	16.0	16.0	242	1208	152.00
SPB 5 Groove Pulleys												
SPB125-5-2012	125	3	2012	14	50	101	31.8	69.0	-	-	85	3.50
SPB132-5-2012	132	4	2012	14	50	101	31.8	34.5	-	-	92	3.70
SPB140-5-2517	140	2	2517	19	65	101	44.5	-	56.5	-	100	4.50
SPB150-5-2517	150	4	2517	19	65	101	44.5	28.5	28.5	-	110	5.20
SPB160-5-2517	160	4	2517	19	65	101	44.5	28.5	28.5	-	114	6.00
SPB170-5-3020	170	4	3020	25	75	101	51	25.0	25.0	-	124	6.10
SPB180-5-3020	180	4	3020	25	75	101	51	25.0	25.0	-	134	7.10
SPB190-5-3020	190	4	3020	25	75	101	51	25.0	25.0	-	144	8.10
SPB200-5-3020	200	2	3020	25	75	101	51	-	50.0	-	154	9.10
SPB212-5-3020	212	2	3020	25	75	101	51	-	50.0	-	166	11.00
SPB224-5-3020	224	2	3020	25	75	101	51	-	50.0	-	178	12.70
SPB236-5-3535	236	2	3535	32	90	101	89	-	12.0	-	198	16.90
SPB250-5-3535	250	2	3535	32	90	101	89	-	12.0	-	204	21.70
SPB265-5-3525	265	6	3525	32	90	101	65	18.0	18.0	178	224	17.00
SPB280-5-3535	280	6	3535	32	90	101	89	6.0	6.0	178	239	17.80
SPB300-5-3535	300	6	3535	32	90	101	89	6.0	6.0	178	259	18.20
SPB315-5-3535	315	6	3535	32	90	101	89	6.0	6.0	178	269	18.80
SPB335-5-3535	335	8	3535	32	90	101	89	6.0	6.0	178	297	19.50
SPB355-5-3535	355	8	3535	32	90	101	89	6.0	6.0	178	309	20.80
SPB375-5-3525	375	8	3525	32	90	101	65	18.0	18.0	178	335	21.00
SPB400-5-3535	400	8	3535	32	90	101	89	6.0	6.0	178	354	23.40
SPB425-5-3525	425	8	3525	32	90	101	65	18.0	18.0	178	381	23.00
SPB450-5-3535	450	8	3535	32	90	101	89	6.0	6.0	178	410	27.30
SPB475-5-3525	475	8	3525	32	90	101	65	18.0	18.0	178	431	26.50
SPB500-5-3535	500	8	3535	32	90	101	89	6.0	6.0	178	454	29.90
SPB530-5-3525	530	8	3525	32	90	101	65	18.0	18.0	178	484	28.00
SPB560-5-4040	560	7	4040	40	100	101	102	0.5	0.5	216	525	35.30
SPB630-5-4040	630	7	4040	40	100	101	102	0.5	0.5	216	584	43.10
SPB710-5-4040	710	7	4040	40	100	101	102	0.5	0.5	215	670	50.20
SPB800-5-4040	800	7	4040	40	100	101	102	0.5	0.5	216	760	56.10
SPB900-5-4545	900	7	4545	55	110	101	114	6.5	6.5	242	858	74.80
SPB1000-5-4545	1000	7	4545	55	110	101	114	6.5	6.5	242	958	80.50

All dimensions in mm

For standard sizes of Taper Bore Bushes available refer to page 10

Pulley Installation

Correct accurate installation of V-Belt Pulleys is essential to provide long life of the belts. Pulley alignment and parallelism are very important as any misalignment of the pulleys will cause unequal loading in the belt and cause edge wear on the belt.

Pulley alignment can be checked by placing a straight edge across the outside edge of the pulleys, and adjusting until contact occurs evenly across both pulleys.

Pulley Types

Pulley types referred to in the tables are as drawings shown below.



Figure 2

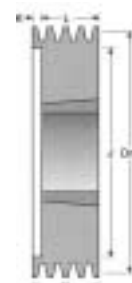


Figure 3

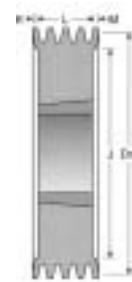


Figure 4

Taper Bore Pulleys for SPB 'V' Belts

Catalogue No.	Pitch Circle Dia. Dm	Pulley Type	Taper Bush Size	Min. Bore d	Max. Bore d	Pulley Width B	Bore Length L	Hub Step K	Hub Step M	Hub Dia. N	Rim Dia. J	Approx Weight kg
SPB 6 Groove Pulleys												
SPB140-6-2517	140	4	2517	19	65	120	44.5	38.0	38.0	-	100	4.60
SPB150-6-2517	150	4	2517	19	65	120	44.5	38.0	38.0	-	110	5.60
SPB160-6-3020	160	4	3020	25	75	120	51	34.5	34.5	-	114	5.40
SPB170-6-3020	170	4	3020	25	75	120	51	34.5	34.5	-	124	6.50
SPB180-6-3020	180	4	3020	25	75	120	51	34.5	34.5	-	134	7.70
SPB190-6-3020	190	4	3020	25	75	120	51	34.5	34.5	-	144	9.20
SPB200-6-3020	200	4	3020	25	75	120	51	34.5	34.5	-	154	10.30
SPB212-6-3535	212	4	3535	32	90	120	89	15.5	15.5	-	166	14.30
SPB224-6-3535	224	4	3535	32	90	120	89	15.5	15.5	-	178	17.00
SPB236-6-3535	236	4	3535	32	90	120	89	15.5	15.5	-	198	20.00
SPB250-6-3535	250	4	3535	32	90	120	89	15.5	15.5	-	204	23.30
SPB265-6-3525	265	6	3525	32	90	120	65	27.5	27.5	178	224	16.70
SPB280-6-3535	280	6	3535	32	90	120	89	15.5	15.5	178	239	19.60
SPB300-6-3535	300	6	3535	32	90	120	89	15.5	15.5	178	259	21.90
SPB315-6-3535	315	6	3535	32	90	120	89	15.5	15.5	178	269	23.00
SPB335-6-3535	335	8	3535	32	90	120	89	15.5	15.5	178	297	22.00
SPB355-6-3535	355	6	3535	32	90	120	89	15.5	15.5	178	309	22.80
SPB375-6-3525	375	8	3525	32	90	120	65	27.5	27.5	178	335	25.00
SPB400-6-3535	400	8	3535	32	90	120	89	15.5	15.5	178	354	25.10
SPB425-6-3525	425	8	3525	32	90	120	65	27.5	27.5	178	381	25.10
SPB450-6-4040	450	8	4040	40	100	120	102	9.0	9.0	216	410	35.50
SPB475-6-4030	475	8	4030	40	100	120	76	22.0	22.0	216	431	33.50
SPB500-6-4040	500	8	4040	40	100	120	102	9.0	9.0	216	454	38.90
SPB530-6-4030	530	8	4030	40	100	120	76	22.0	22.0	216	484	35.50
SPB560-6-4040	560	8	4040	40	100	120	102	9.0	9.0	216	525	43.10
SPB630-6-4040	630	8	4040	40	100	120	102	9.0	9.0	216	584	49.20
SPB710-6-4545	710	8	4545	55	110	120	114	3.0	3.0	242	670	62.30
SPB800-6-4545	800	8	4545	55	110	120	114	3.0	3.0	242	760	71.40
SPB900-6-4545	900	8	4545	55	110	120	114	3.0	3.0	242	858	81.50
SPB1000-6-4545	1000	8	4545	55	110	120	114	3.0	3.0	242	958	90.00
SPB 8 Groove Pulleys												
SPB170-8-3020	170	4	3020	25	75	158	51	53.5	53.5	-	129	8.00
SPB180-8-3020	180	4	3020	25	75	158	51	53.5	53.5	-	139	9.50
SPB190-8-3020	190	4	3020	25	75	158	51	53.5	53.5	-	149	11.20
SPB200-8-3535	200	4	3535	32	90	158	89	34.5	34.5	-	159	13.50
SPB212-8-3535	212	4	3535	32	90	158	89	34.5	34.5	-	171	16.60
SPB224-8-3535	224	4	3535	32	90	158	89	34.5	34.5	-	184	19.30
SPB236-8-3535	236	4	3535	32	90	158	89	34.5	34.5	-	198	22.30
SPB250-8-3535	250	4	3535	32	90	158	89	34.5	34.5	-	204	27.50
SPB265-8-3525	265	6	3525	32	90	158	65	46.5	46.5	178	224	24.00
SPB280-8-3535	280	6	3535	32	90	158	89	34.5	34.5	178	239	26.70
SPB300-8-3535	300	6	3535	32	90	158	89	34.5	34.5	178	259	26.20
SPB315-8-3535	315	6	3535	32	90	158	89	34.5	34.5	178	274	26.00
SPB335-8-3535	335	8	3535	32	90	158	89	34.5	34.5	178	294	28.20
SPB355-8-3535	355	8	3535	32	90	158	89	34.5	34.5	178	317	27.00
SPB375-8-3525	375	8	3525	32	90	158	65	46.5	46.5	178	335	28.00
SPB400-8-4040	400	8	4040	40	100	158	102	28.0	28.0	216	362	36.50
SPB425-8-4030	425	8	4030	40	100	158	76	41.0	41.0	216	381	35.10
SPB450-8-4040	450	8	4040	40	100	158	102	28.0	28.0	216	410	40.90
SPB475-8-4030	475	8	4030	40	100	158	76	41.0	41.0	216	431	39.50
SPB500-8-4040	500	8	4040	40	100	158	102	28.0	28.0	216	460	45.50
SPB530-8-4030	530	8	4030	40	100	158	76	41.0	41.0	216	484	42.00
SPB560-8-4545	560	8	4545	55	110	158	114	22.0	22.0	242	525	49.00
SPB630-8-4545	630	8	4545	55	110	158	114	22.0	22.0	242	590	62.00
SPB710-8-4545	710	8	4545	55	110	158	114	22.0	22.0	242	670	71.00
SPB800-8-4545	800	8	4545	55	110	158	114	22.0	22.0	242	760	90.90
SPB900-8-4545	900	8	4545	55	110	158	114	22.0	22.0	242	858	110.00
SPB1000-8-5050	1000	8	5050	70	125	158	127	15.5	15.5	267	958	132.00
SPB 10 Groove Pulleys												
SPB224-10-3535	224	4	3535	32	90	196	89	46.0	61.0	-	184	21.80
SPB236-10-3535	236	4	3535	32	90	196	89	53.5	53.5	-	198	25.30
SPB250-10-3535	250	4	3535	32	90	196	89	46.0	61.0	-	204	29.30
SPB280-10-3535	280	6	3535	32	90	196	89	46.0	61.0	178	239	30.50
SPB315-10-3535	315	6	3535	32	90	196	89	53.5	53.5	178	274	31.50
SPB335-10-4040	335	8	4040	40	100	196	102	47.0	47.0	216	294	36.00
SPB355-10-4040	355	8	4040	40	100	196	102	47.0	47.0	216	317	38.00
SPB400-10-4040	400	8	4040	40	100	196	102	47.0	47.0	216	362	41.00
SPB450-10-4545	450	8	4545	55	110	196	114	41.0	41.0	242	410	53.50
SPB500-10-4545	500	8	4545	55	110	196	114	41.0	41.0	242	460	61.00
SPB630-10-4545	630	8	4545	55	110	196	114	41.0	41.0	242	590	72.00
SPB710-10-4545	710	8	4545	55	110	196	114	41.0	41.0	242	670	80.00
SPB800-10-4545	800	8	4545	55	110	196	114	41.0	41.0	242	760	102.00
SPB900-10-5050	900	8	5050	70	125	196	127	34.5	34.5	267	858	126.00
SPB1000-10-5050	1000	8	5050	70	125	196	127	34.5	34.5	267	958	147.00

All dimensions in mm

For standard sizes of Taper Bore Bushes available refer to page 10

Pulley Types

Pulley types referred to in the tables are as drawings shown below.

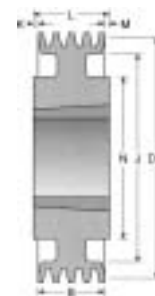


Figure 5

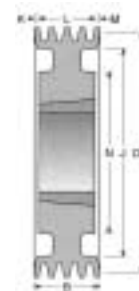


Figure 6




Figure 7

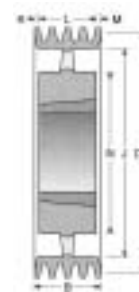


Figure 8

Tel +44 121 360 0155

Fax +44 121 325 1079

Email sales@crossmorse.com