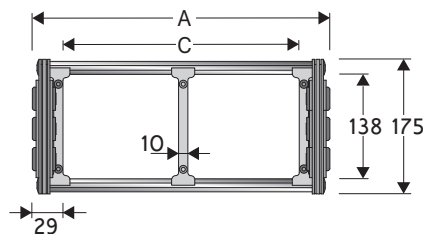


## 42LT

### Bright zinc plated steel cable chain with Alu-frames

**Inner height (D) 138 mm**

Bright Zinc Plated Steel Cable Chain.<sup>1</sup> Aluminium Holed cross pieces designed or Alu-frame are mounted every link. Quote C can be in special size.  
<sup>(1)</sup> available in Stainless Steel.



| Separator     |                   |
|---------------|-------------------|
| - Unassembled | Part.no S42TCF9   |
| - Assembled   | Part.no S42TCF9MC |

#### Technical characteristics when self-supported

|              |                    |
|--------------|--------------------|
| Speed        | 0,5 m/s            |
| Acceleration | 2 m/s <sup>2</sup> |

For higher requirements please consult our technical dept.

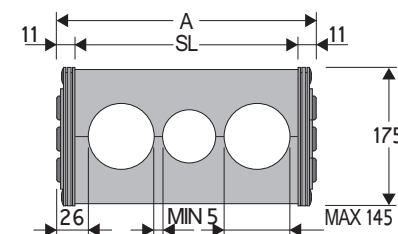
**4** For sliding applications, characteristics techniques may vary depending on the frequency, added weight and work environment.

#### Aluminium draw plates with nylon separators

| A    | B   | C    | D   | R   | Weight/m | Chain         |
|------|-----|------|-----|---|----------|---------------|
| mm   | mm  | mm   | mm  | mm  | kg       | Part Number   |
| 208  | 175 | 150  | 138 | 250-300-350-400-450-500-550-600-700-750-850 | 22,84    | 42LT150 □□□ * |
| 258  | 175 | 200  | 138 | 250-300-350-400-450-500-550-600-700-750-850 | 23,30    | 42LT200 □□□ * |
| 308  | 175 | 250  | 138 | 250-300-350-400-450-500-550-600-700-750-850 | 23,76    | 42LT250 □□□ * |
| 358  | 175 | 300  | 138 | 250-300-350-400-450-500-550-600-700-750-850 | 24,22    | 42LT300 □□□ * |
| 458  | 175 | 400  | 138 | 250-300-350-400-450-500-550-600-700-750-850 | 25,15    | 42LT400 □□□ * |
| 558  | 175 | 500  | 138 | 250-300-350-400-450-500-550-600-700-750-850 | 26,07    | 42LT500 □□□ * |
| C+58 | 175 | .... | 138 | 250-300-350-400-450-500-550-600-700-750-850 |          | 42LT □□□□□ ** |

\*Complete the code by inserting the value of the radius (R): 42LT150 □□□ □

\*\*Complete the code by inserting the value of the quota C and the radius (R): Es. 42LT □□□□□ □□



#### Machined Cross Frame

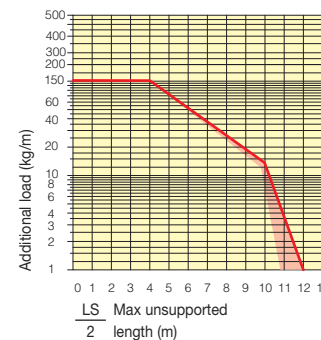
Machined cross frames (42LA) available on request for bending radius listed below. Custom solutions for machined cross frames realization, based on customer's and/or specific requirements. Please contact Brevetti Stendalto's Technical Department for further information.

| R    | H*   | N    | M    | N1   | M1   |
|------|------|------|------|------|------|
| mm   | mm   | mm   | mm   | mm   | mm   |
| 250  | 720  | 510  | 1150 | 1545 | 3285 |
| 300  | 820  | 555  | 1305 | 1755 | 3790 |
| 350  | 920  | 605  | 1460 | 1950 | 4265 |
| 400  | 1020 | 655  | 1620 | 2125 | 4715 |
| 450  | 1120 | 710  | 1780 | 2295 | 5150 |
| 500  | 1220 | 755  | 1930 | 2455 | 5570 |
| 550  | 1320 | 805  | 2090 | 2605 | 5975 |
| 600  | 1420 | 855  | 2245 | 2755 | 6375 |
| 700  | 1620 | 955  | 2560 | 3035 | 7155 |
| 750  | 1720 | 1010 | 2720 | 3170 | 7535 |
| 850  | 1920 | 1105 | 3030 | 3430 | 8280 |
| 1000 | 2220 | 1255 | 3500 | -    | -    |

\*The height H should be increased by 10 mm/m approx. because of preload. In case of limitation to the available space, refer to the Technical Dptm.

#### Self-Supporting Capacity Diagram

The maximum length of the self-supporting capacity ( $\frac{LS}{2}$ ) in relationship to the weight of the cables and hoses contained per linear metre.



#### Bright Zinc Plated Steel End Brackets

The end brackets set, containing four steel plates screwed to the links allows the two ends of the chain to be attached to the equipment.

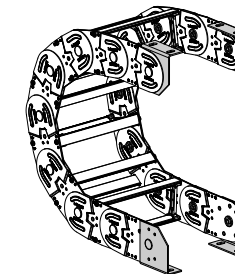
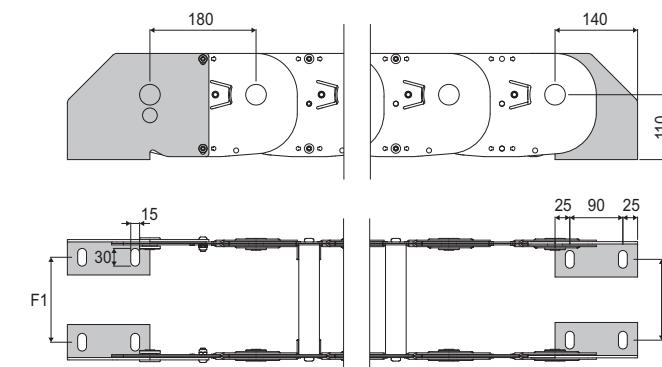


Fig. A Chain fixed outer radius (Fig A). See mounting variations page 31



| Chain Type     | F1 mm  | Chain type     | F2 mm  |
|----------------|--------|----------------|--------|
| 42LT150        | 144    | 42LT150        | 135    |
| 42LT200        | 194    | 42LT200        | 185    |
| 42LT250        | 244    | 42LT250        | 235    |
| 42LT300        | 294    | 42LT300        | 285    |
| 42LT400        | 394    | 42LT400        | 385    |
| 42LT500        | 494    | 42LT500        | 485    |
| Special Widths | F=A-64 | Special Widths | F=A-73 |

#### Bright Zinc Plated Steel Type Part Numbers


| Chain type | End Brackets Set |
|------------|------------------|
| 42LT...    | A42LKM □ **      |

| Chain type | End Brackets Set |
|------------|------------------|
| 42LT...    | A42LK            |

\*\* 1=Pos.1; 2=Pos.2; 3=Pos.3

See mounting variations page 31

## 42LT Bright zinc plated steel cable chain with Alu-frames



Suitable to long travel distance See page 220