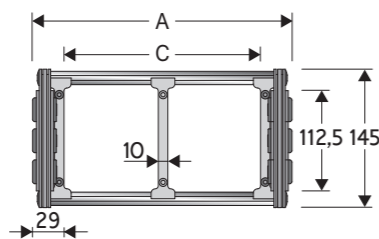


40LT Bright zinc plated steel cable chain with Alu-frames

Inner height (D) 112,5 mm
Bright Zinc Plated Steel Cable Chain.¹
Aluminium Holed cross pieces designed or Alu-frame are mounted each every link. Quote C can be in special quote.
⁽¹⁾ available in Stainless Steel.



Separator	
- Unassembled	Part.no S310TCF9
- Assembled	Part.no S310TCF9MC

Technical characteristics when self-supported

Speed	0,5 m/s
Acceleration	2 m/s ²

For higher requirements please consult our technical dept.

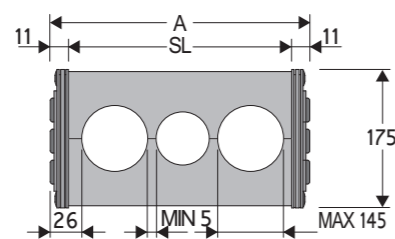
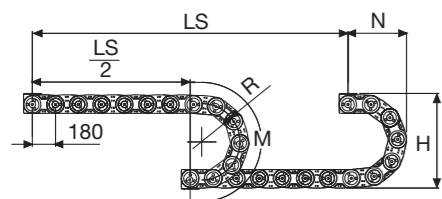
For sliding applications, characteristics techniques may vary depending on the frequency, added weight and work environment.

Aluminium frames with nylon separators

A	B	C	D	R	Weight/m	Chain
mm	mm	mm	mm	mm	kg	Part Number
208	145	150	112,5	250-300-350-400-450-500-550-600-700-750-850	19,30	40LT150 □□□ *
258	145	200	112,5	250-300-350-400-450-500-550-600-700-750-850	19,76	40LT200 □□□ *
308	145	250	112,5	250-300-350-400-450-500-550-600-700-750-850	20,22	40LT250 □□□ *
358	145	300	112,5	250-300-350-400-450-500-550-600-700-750-850	20,68	40LT300 □□□ *
458	145	400	112,5	250-300-350-400-450-500-550-600-700-750-850	21,61	40LT400 □□□ *
558	145	500	112,5	250-300-350-400-450-500-550-600-700-750-850	22,53	40LT500 □□□ *
C+58	145	112,5	250-300-350-400-450-500-550-600-700-750-850		40LT □□□□□ **

*Complete the code by inserting the value of the radius (R): Ex. 40LT150 □ □ □ □

**Complete the code by inserting the value of the quote C and the radius (R): Ex. 40LT □ □ □ □ □ □ □ □



Machined Cross Frame

Machined cross frames 40LA available on request for bending radius listed below. Custom solutions for machined cross frames realization, based on customer's and/or specific requirements.

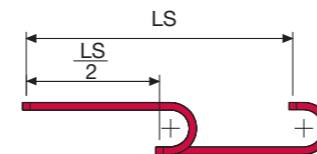
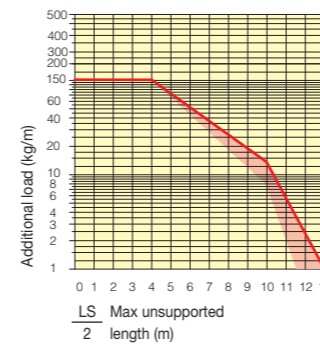
Please contact Brevetti Stendalto's Technical Department for further information.

R	H*	N	M	N1	M1
mm	mm	mm	mm	mm	mm
250	664	510	1150	1545	3285
300	764	555	1305	1755	3790
350	864	605	1460	1950	4265
400	964	655	1620	2125	4715
450	1064	710	1780	2295	5150
500	1164	755	1930	2455	5570
550	1264	805	2090	2605	5975
600	1364	855	2245	2755	6375
700	1564	955	2560	3035	7155
750	1664	1010	2720	3170	7535
850	1864	1105	3030	3430	8280
1000	2164	1255	3500	-	-

* The height H should be increased by 10 mm/m approx. because of preload. In case of limitation to available space, refer to the Technical Deptm.

Self-Supporting Capacity Diagram

The maximum length of the self-supporting capacity ($\frac{LS}{2}$) in relationship to the weight of the cables and hoses contained per linear metre.



The red marking in the diagram area considers the difference of weight between various widths of chain.

For applications with $\frac{LS}{2}$ and weights not included in the area of the diagram showing self-supporting capacity, verify the possible use of support rollers (see page 30).

Bright Zinc Plated Steel End Brackets

The end brackets set, containing four steel plates screwed to the links allows the two ends of the chain to be attached to the equipment.

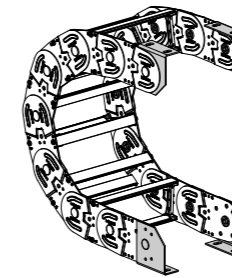
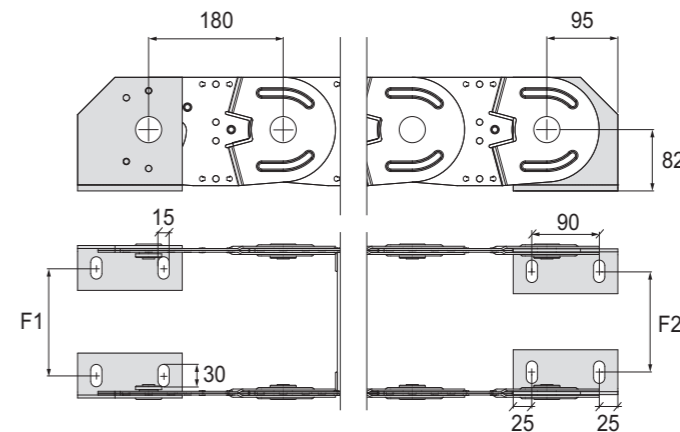


Fig. A
Chain fixed outer radius (Fig A)
See mounting variations page 31



Chain type	F1 mm	Chain type	F2 mm
40LT150	135	40LT150	144
40LT200	185	40LT200	194
40LT250	235	40LT250	244
40LT300	285	40LT300	294
40LT400	385	40LT400	394
40LT500	485	40LT500	494
Special Widths	F=A-73	Special Widths	F=A-64

Bright Zinc Plated Steel Type Part Numbers

Chain type	End Brackets Set
40...	A40LKM □ **

Chain type	End Brackets Set
40...	A40LK

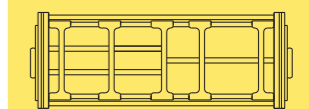
** 1=Pos.1; 2=Pos.2; 3=Pos.3

See mounting variations page 31

40LT Bright zinc plated steel cable chain with Alu-frame



Suitable to long travel distance
See page 223



Supplementary movable separators

For further information please consult Brevetti Stendalto's Technical Office